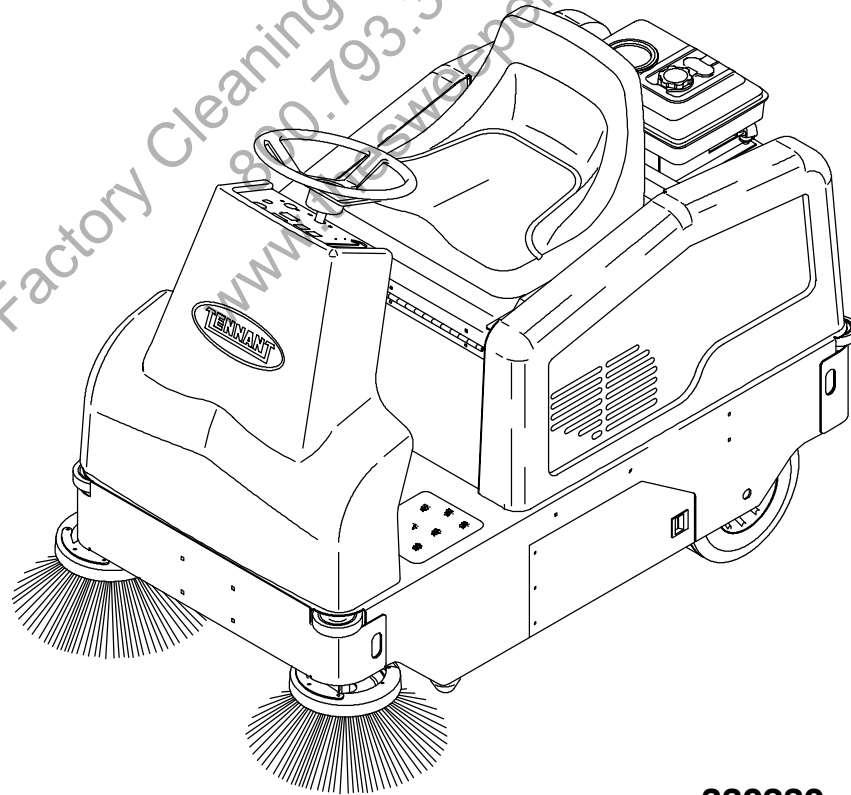




6100

Parts Manual



330230

Rev. 04





This manual is furnished with each new TENNANT Model 6100.

This manual consists of the How To Use This Manual; Standard Parts; Options; Breakdowns; Engine Breakdown; and Cross Reference sections.

MACHINE DATA

Please fill out at time of installation for future reference.

Machine Model Number - 6100

Machine Serial Number - _____

Machine Options - _____

TENNANT Representative/phone no. - _____

Customer ID Number - _____

Date of Installation - _____

Manual Number - 330230

Revision: 04

Published: 9-02

Factory Cleaning Equipment, Inc.
800.793.3790
www.thesweeper.com

HOW TO USE THIS MANUAL

This section on *HOW TO USE THIS MANUAL* will tell you how to:

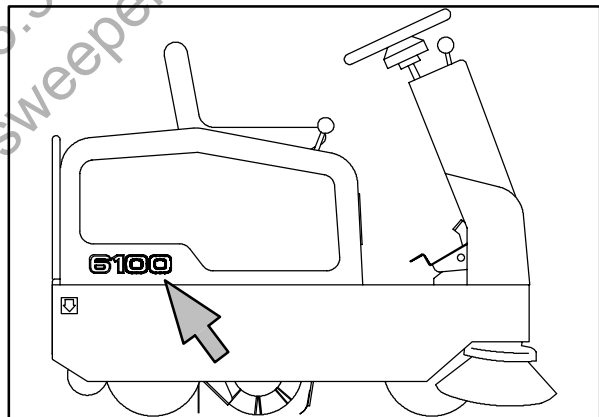
- Find important machine information for ordering correct repair parts.
- Find TENNANT part numbers.
- Order TENNANT parts and supplies.

IMPORTANT INFORMATION

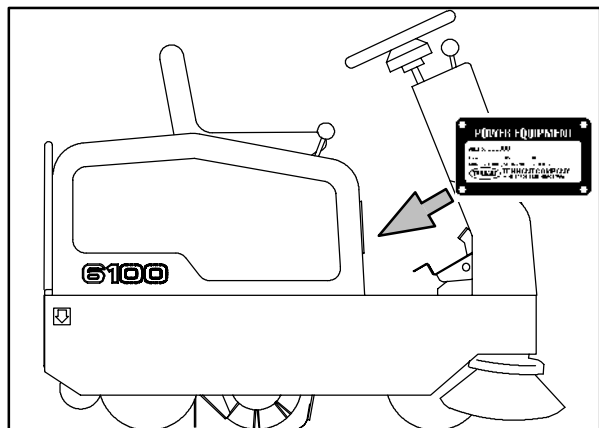
When placing an order for parts, the machine model and machine serial number are important. Refer to the *MACHINE DATA* box which is filled out during the installation of your machine. The *MACHINE DATA* box is located on the inside of the front cover of this manual.

MACHINE DATA	
<i>Please fill out at time of installation for future reference.</i>	
Machine Model Number -	6100
Machine Serial Number -	_____
Machine Options -	_____
TENNANT Representative phone no. -	_____
Customer ID Number -	_____
Date of Installation -	_____
Manual Number -	330230
Revision -	00
Published -	2-99

The model number of your machine is on the side of the machine.



The serial number of your machine is printed on the machine data plate located as shown.



HOW TO USE THIS MANUAL

FINDING A TENNANT PART NUMBER

This manual contains the following sections:

- HOW TO USE THIS MANUAL
- STANDARD PARTS
- OPTIONS
- BREAKDOWNS
- ENGINE BREAKDOWN
- CROSS REFERENCE

The STANDARD PARTS section lists repair parts for standard machines. They are grouped in this general order:

- General wear parts.
- Machine frame and related parts.
- Machine propelling system.
- Sweeping components.
- Electrical parts.

The OPTION section lists repair parts of options.

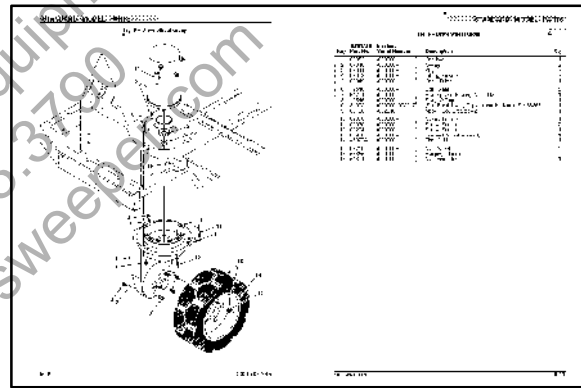
The BREAKDOWN section lists available repair parts of major components.

All sections in this manual consist of parts illustrations and corresponding parts lists.

The parts illustrations are numbered with **Ref** numbers which refer to corresponding parts lists.

The parts lists include a number of columns of information:


- **Ref** - column refers to the reference number on the parts illustration.
- ▽ - indicates the part is an assembly.
- ▲ - indicates the part is included in the assembly listed just before it.
- **tenant Part No.** - column lists the tenant part number for the part.
- **Serial Number** - column indicates the set of machines the part number is applicable to. Serial numbers change when the machine design has been modified. The most current design of the machine is shown in the main illustration, older designs are boxed in a corner of the illustration.
- **Description** - column is a brief description of the part.
- **Qty.** - column lists the quantity of that part used in that area of the machine.



Key	TENNANT Part No.	Machine Serial Number	Description	Qty.
7	87355	(JUJULU-	Gearbox	1
▲ 2	87840	Q000CO-	O-ring	2
▲ 3	87841	Q000CO	Plug	2
▲ 4	87839	Q000CO-	Filling, Grease	2
▲ 5	87844	(JUNJH-	Gear, Driving	1
▲ 6	13540	Q000CO-	Bolt, Wheel	5
7	81791	Q000CO-	Bearing and Housing Assembly	1
8	12545	(JUJULU-	Seal, O-Hill	1
9	31992	Q000CO-C03C17	(See Breakdowns) Placement Kit Motor For 86366	1
9	60196	Q02018-	Motor (See Breakdowns)	1
10	02076	Q000CO-	Cover, Terminal	4
11	09000	Q000CO-	Screw, Socket	2
12	08294	Q000CO-	Screw, Socket	1
13	86431	Q000CO-	Tire and Wheel Assembly	1
14	48027A	Q000CO-	Tire, Solid	1
15	87750	Q000CO-	Nut, Wheel	5
15	58365	Q000CO	Bushing, Rubber	2
17	51824	(Q000CO-	Nut, Hex, Thin	1

NOTE: If a service kit is installed on your machine, be sure to keep the **INSTRUCTION BULLETIN** which came with the kit. It contains repair parts numbers needed for ordering future parts.

NOTE: Fasteners used in this machine may be metric or non-metric. Take care when replacing hardware to replace with same thread size.



PLACING AN ORDER

Orders may be placed by phone, fax, or by mail. Phone orders may need written confirmation. Follow the steps below to insure prompt delivery:

1. Identify the model number of your machine.
2. Identify the serial number of your machine.
3. Find the part number of the part you need. Do not order by page number or reference number. If you are not able to find the part number, call your TENNANT representative for help or send the old part as a sample.
4. Determine the quantity of the part you need.
5. Provide the following company information:
 - Company name
 - Customer ID Number
 - Shipping address
 - Billing address
 - First and last name of person ordering parts
 - Telephone number
 - Purchase order number
6. Provide definitive shipping instructions.

HOW TO USE THIS MANUAL

Any claim for loss or damage to a shipment in transit should be filed promptly with the transportation company making the delivery. Shipments will be complete unless the packing list or order acknowledgement indicates items back ordered.

If parts received are suspected to be incorrect or defective, please contact the TENNANT representative from whom you ordered the part. They will give authorization for return and/or handle replacement shipments when required.

Factory Cleaning Equipment, Inc.
800.793.3790
www.thesweeper.com

SECTION 2

Contents	Page
Fig. 1 - General Recommended Maintenance	
Items	2-3
Fig. 2 - Replacement Brushes	2-5
Fig. 3 - Main Frame Group	2-6
Fig. 4 - Seat and Shroud Group	2-8
Fig. 5 - Steering Group	2-10
Fig. 6 - Instrument Panel Group	2-12
Fig. 7 - Engine Group, Gas	2-14
Fig. 8 - Fuel Line Group, Gas	2-16
Fig. 9 - Engine Group, LPG	2-18
Fig. 10 - Vaporizer Group, LPG	2-20
Fig. 11 - Fuel Tank Group, LPG	2-22
Fig. 12 - Muffler Group	2-24
Fig. 13 - Battery Group	2-26
Fig. 14 - Hydraulic Schematic	2-28
Fig. 15 - Hydraulic Hose Group	2-29
Fig. 16 - Hydraulic Reservoir Group	2-30
Fig. 17 - Hydraulic Pump and Belts Group	2-32
Fig. 18 - Hydraulic Control Valve Group	2-34
Fig. 19 - Front Wheel Pivot Group	2-36
Fig. 20 - Front Drive Wheel Group	2-38
Fig. 21 - Front Brake Linkage Group	2-40
Fig. 22 - Directional Pedal Group	2-42
Fig. 23 - Rear Wheel Group	2-44
Fig. 24 - Brake Pedal Group	2-46
Fig. 25 - Main Brush Skirts Group	2-48
Fig. 26 - Main Brush Front Flap Group	2-50
Fig. 27 - Main Brush Idler Group	2-52
Fig. 28 - Main Brush Drive Group	2-54
Fig. 29 - Main Brush Drive Shaft Group	2-56
Fig. 30 - Side Brush Lift Group	2-58
Fig. 31 - Side Brush Motor Group	2-60
Fig. 32 - Vacuum Fan Group	2-62
Fig. 33 - Vacuum Fan Box Group	2-64
Fig. 34 - Hopper Group	2-66
Fig. 35 - Filter Shaker Group	2-68
Fig. 36 - Electrical Schematic, Gasoline	2-70
Fig. 36 - Electrical Schematic, Gasoline	2-71
Fig. 37 - Electrical Schematic, LPG	2-72
Fig. 37 - Electrical Schematic, LPG	2-73
Fig. 38 - Wire Harness Group	2-74
Fig. 38 - Wire Harness Group	2-75
Fig. 39 - Label Group	2-77

Factory Cleaning Equipment, Inc.
800.793.3790
www.thesweeper.com


Fig. 1 - General Recommended Maintenance Items

Ref.	Tennant Part No.	Machine Serial Number	Description	Qty.
	83189	(000000-)	Knob Assy	1
▽	83119	(000000-)	Skirt Kit	1
▲	81748	(000000-)	Skirt, Side, L.H.	1
▲	81715	(000000-)	Skirt, Side, R.H.	1
▲	81727	(000000-)	Skirt, Recirculation	1
▲	83117	(000000-)	Skirt, Side	2
▲	81740	(000000-)	Skirt, Front	1
▲	81726	(000000-)	Skirt, Recirculation	1
▽	83039	(000000-)	Seal Kit, Hopper	1
▲	81965	(000000-)	Seal, Bulb .50 X .50 X 9.19Lg	2
▲	83115	(000000-)	Seal, Foam, Extrusion 23.5	1
▲	81966	(000000-)	Seal, Bulb .38 X .75 X 22.62Lg	1
▽	83038	(000000-)	Bearing Assy, Vac Fan	1
▲	81838	(000000-)	Housing, Bearing	1
▲	81830	(000000-)	Bearing, Ball	2
▲	81828	(000000-)	Shaft, Fan	1
	83420	(000000-)	Brake Kit, Disc	1
	375210	(000000-)	Filter Package, Dust, Panel, 62 Pleats	1
	81899	(000000-)	Belt, V, Main Brush	1
	57039	(000000-)	Belt, V, Jackshaft Drive	1
	46461	(000000-)	Belt, V, Hyd Pump	1
	81840	(000000-)	Belt, V, Vac Fan	1
	55740	(000000-)	Filter, Oil, Hyd	1
	370808	(000000-)	Sparkplug (Lpg)	1
	385970	(000000-)	Sparkplug (Gas)	1
	373171	(000000-)	Element, Air Filter	1
▽	383715	(000000-)	Kit, Perf, Sweeper, [6100 G/Lp]	1
▲	83189	(000000-)	Kit, Replmt, Knob Assy, [6100]	2
▲▽	83038	(000000-)	Kit, Replmt, Bearing, Vacuum Fan, [6100]	1
▲▲	81838	(000000-)	Housing, Brg, Vacfan	1
▲▲	81830	(000000-)	Bearing, Ball, 0.47b 1.26d 0.39w	2
▲▲	81828	(000000-)	Shaft, Drive, Vacfan	1
▲▲	41722	(000000-)	Washer, 0.52b 0.90d .07, Stl, Pl	1
▲	83420	(000000-)	Kit, Replmt, Stator Assy, Brake, Disc	1
▲	46461	(000000-)	Belt, V, [3v] 25.0l	1
▲	57039	(000000-)	Belt, V, [3v] 49.0l	1
▲	81899	(000000-)	Belt, V, [3v] 32.9l	1
▲	81840	(000000-)	Belt, V, [3l] 61.0l	1
▲	83444	(000000-)	Chain, Roller, #40, 049 Pitches, O-Ring	1
▲	375210	(000000-)	Filter Pkg, Dust, Panel 62plts	1
▲	81748	(000000-)	Skirt, Side, Lh	1
▲	08712	(000000-)	Nut, Hex, Lock, M06 X 1.0, NI, Ss	10
▲	81715	(000000-)	Skirt, Side, Rh	1
▲	81727	(000000-)	Skirt, Recirculation, Rear	1
▲	361339	(000000-)	Screw, Hex, M06 X 1.0 X 16, Fmg	3
▲	222159	(000000-)	Screw, Hex, M06 X 1.0 X 25, Fmg	1
▲	81725	(000000-)	Skirt, Recirculation	1
▲	360821	(000000-)	Screw, Flt, M08 X 1.25 X 16, 10.9	4
▲	361339	(000000-)	Screw, Hex, M06 X 1.0 X 16, Fmg	4
▲	81726	(000000-)	Skirt, Recirculation, Front	1

Fig. 1 - General Recommended Maintenance Items

Ref.	Tennant Part No.	Machine Serial Number	Description	Qty.
▲	361339	(000000-) Screw, Hex, M06 X 1.0 X 16, Fmg	5
▲	81740	(000000-) Skirt, Front	1
▲	08712	(000000-) Nut, Hex, Lock, M06 X 1.0, NI, Ss	5
▲	83117	(000000-) Skirt, Side	2
▲	361339	(000000-) Screw, Hex, M06 X 1.0 X 16, Fmg	2
▲	30013	(000000-) Washer, Flat, .31 Fender	4
▲	223470	(000000-) Screw, Btn, M08 X 1.25 X 25, Ss	2
▲	08713	(000000-) Nut, Hex, Lock, M08 X 1.25, NI, Ss	2
▲	81965	(000000-) Seal, Bulb, .50th, .50w X 09.19l	2
▲	83115	(000000-) Seal, Bulb, Str, 0.76h .93w 23.5l Adh	1
▲	81966	(000000-) Seal, Bulb, Str, .38th, 0.75w X 22.6l	1
▽	398328	(000000-) Kit, Maint, 400hr [6100 Lp] Engine	1
▲	370808	(000000-) Sparkplug, Lpg [Robn]	1
▲	65870-1	(000000-) Oil, Hyd, 5/20, 1 Gal	2
▲	373171	(000000-) Element Set, Fltr, Air [Robn]	1
▲	369585	(000000-) Filter, Fuel	1
▲	55619	(000000-) Filter Assy, Oil, Spin-On, [Parker#929161]	1
▽	398327	(000000-) Kit, Maint, 400hr [6100 G] Engine	1
▲	385970	(000000-) Sparkplug, Gas [Robn]	1
▲	65870-1	(000000-) Oil, Hyd, 5/20, 1 Gal	2
▲	373171	(000000-) Element Set, Fltr, Air [Robn]	1
▲	369585	(000000-) Filter, Fuel	1
▲	55619	(000000-) Filter Assy, Oil, Spin-On, [Parker#929161]	1
▽	398326	(000000-) Kit, Maint, 800hr [6100 G/Lp]	1
▲	83189	(000000-) Kit, Replmt, Knob Assy, [6100]	1
▲	83119	(000000-) Kit, Replmt, Skirt [6100]	1
▲	83039	(000000-) Kit, Seal, Hppr [6100]	1
▲▽	83038	(000000-) Kit, Replmt, Bearing, Vacuum Fan, [6100]	1
▲▲	81838	(000000-) Housing, Brg, Vacfan	1
▲▲	81830	(000000-) Bearing, Ball, 0.47b 1.26d 0.39w	2
▲▲	81828	(000000-) Shaft, Drive, Vacfan	1
▲▲	41722	(000000-) Washer, 0.52b 0.90d .07, Stl, PI	1
▲	83420	(000000-) Kit, Replmt, Stator Assy, Brake, Disc	1
▲	375210	(000000-) Filter Pkg, Dust, Panel 62plts	1
▲	81899	(000000-) Belt, V, [3v] 32.9l	1
▲	57039	(000000-) Belt, V, [3v] 49.0l	1
▲	46461	(000000-) Belt, V, [3v] 25.0l	1
▲	81840	(000000-) Belt, V, [3l] 61.0l	1

Fig. 2 - Replacement Brushes



353517 - ALL

Ref.	Tennant Part No.	Machine Serial Number	Description	Qty.
1	80042	(000000-) Brush-Side Sweep 16.5D Ply (2-Row)	1
1	384473	(000000-) Brush-Side Sweep 16.5D Ply (3-Row)	1
1	378804	(000000-) Brush-Side Sweep 17D Stiff Ply	1
2	81888	(000000-) Brush-Sweep 22Lg Poly	1
2	83031	(000000-) Brush-Sweep Spl-22Lg-8Sr-Unmx	1
3	83030	(000000-) Brush-Sweep Spl-22Lg-Wedg-Poly	1
4	370048	(000000-) Brush, Swp, 22l, Window, Pyp, Spl	1

Fig. 3 - Main Frame Group



Fig. 3 - Main Frame Group

Ref.	Tennant Part No.	Machine Serial Number	Description	Qty.
1	81601	(000000-) Frame Wldt, Main, Sweeper	1
2	384426	(000000-001469) Kit, Door, Brush	1
3	81855	(000000-001469) Latch	1
4	81721	(000000-) Hinge	1
5	87308	(000000-) Screw, Hex, M06-1.0 X 12, 8.8	7
6	363503	(000000-) Screw, Pan, M06-1.0 X 12, Ss	3
7	08712	(000000-) Nut, Hex, Lock, M06-1.0, NI,Ss	6
8	81779	(000000-) Plate, Door, Brush	1
9	32483	(000000-) Washer, Flat, .25 Sae	4
10	81554	(000000-) Shroud, R.H.	1
11	83157	(000000-) Shroud, Front, 6100	1
12	83158	(000000-) Shroud, Left, 6100 Ic	1
13	16735	(000000-) Screw, Hex, M08-1.25 X 16, 8.8	4
14	32491	(000000-) Washer, Flat, .31 Hard	5
15	81580	(000000-) Wheel, Bumper, 4 In Dia	2
16	81581	(000000-) Pin, Clevis, .31 Dia X 1.75 Lg	4
17	393129	(000000-) Sleeve, P/M, 0.437d 0.318b 1.15l 430ss	4
18	81582	(000000-) Wheel, Bumper 3.0 Od	2
19	82839	(000000-) Pad	1
20	16368	(000000-) Tread, Floor	1
21	222460	(000000-) Sleeve	1
22	222159	(000000-) Screw, Hex, Fmg, M06-1.0 X 25	1
23	54345	(000000-) Grommet, Rubber	3
24	62595-16	(000000-) Molding, Trim 8.50	1
25	10632-9	(000000-) Grommet, Rubber	1
26	369704	(000000-) Horn	1
27	16931	(000000-) Screw, Hex, M08-1.25 X 20, 8.8	1
28	07791	(000000-) Nut, Hex, Flange, M08-1.25	1
29	26395-1	(000000-) Clamp, Cable	2
30	361339	(000000-) Screw, Hex 6X 1.0 16 Pltd	5
31	49266	(000000-) Tie, Cable 1.75D Max 7.50Lg	2
32	01314	(000000-) Button, Plug	6
33	40678-1	(000000-) Clamp, Cable	3
34	56094	(000000-) Clamp, Cable	1
35	360973	(000000-) Screw, Pan, #12- X 0.50,	1
36	32646	(000000-) Floor Tread, Anti-Slip	2
37	62595-5	(000000-) Molding, Trim 11-14Ga 11.50	1
38	81979	(000000-) Insulation, Sound Foam	1
39	81992	(000000-) Insulation, Sound Foam	1
40	384416	(001470-) Plate, Door, Brush	1
41	384423	(001470-) Latch	1

Fig. 4 - Seat and Shroud Group

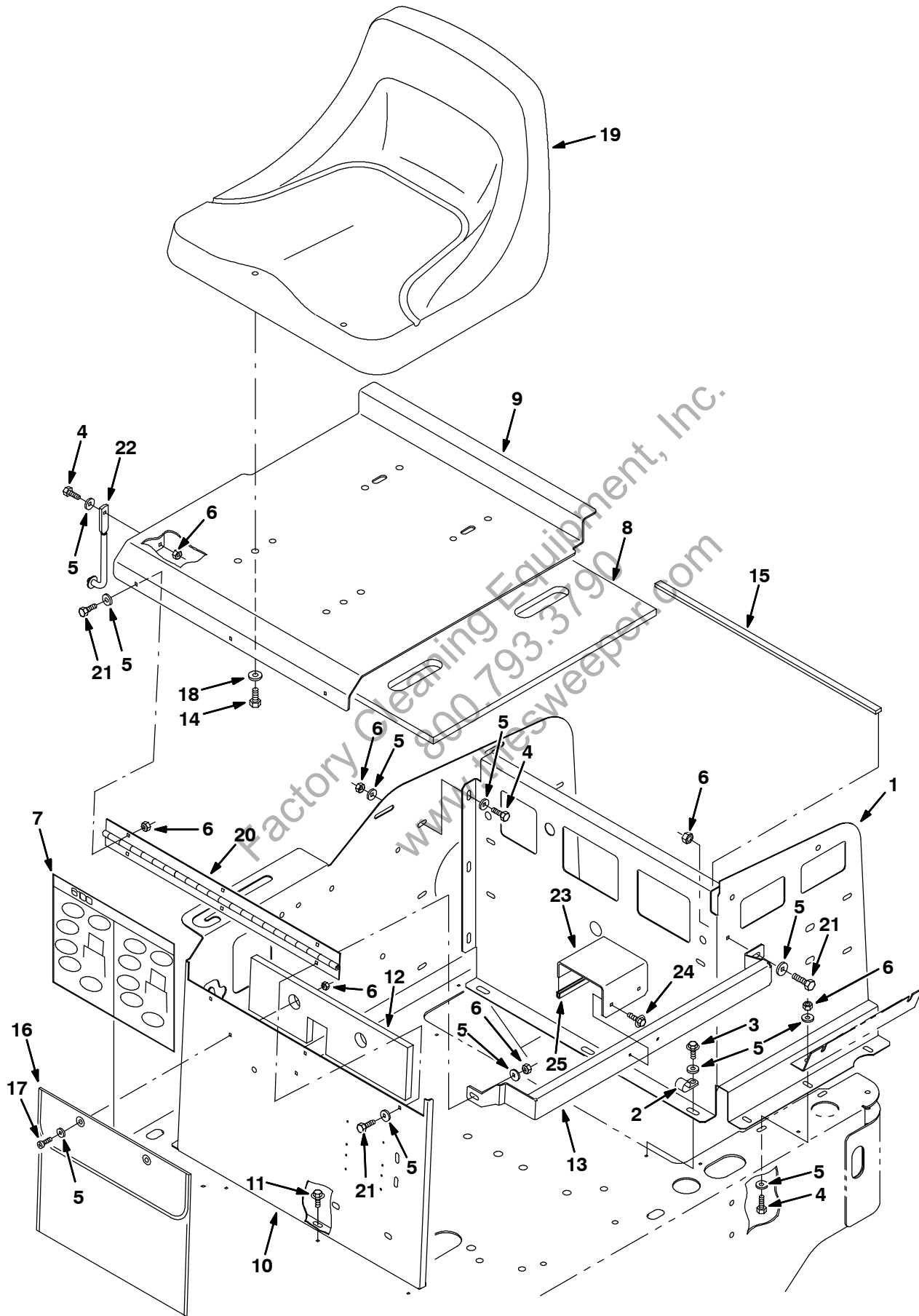


Fig. 4 - Seat and Shroud Group

Ref.	Tennant Part No.	Machine Serial Number	Description	Qty.
1	81567	(000000-) Lintel Wldt, Rear, Ic	1
2	40678-1	(000000-) Clamp, Cable	1
3	222158	(000000-) Screw, Hex, Fmg, M06-1.0 X 10	4
4	06943	(000000-) Screw, Hex, M06-1.0 X 20, 8.8	6
5	32490	(000000-) Washer, Flat, .25 Hard	27
6	08708	(000000-) Nut, Hex, Lock, M06-1.0, NI	15
7	83122	(000000-) Instruction, Use And Care, 6100	1
8	83505	(000000-) Insulation, Sound Foam	1
9	81971	(000000-) Plate Wldt, Seat, Ic	1
10	81690	(000000-) Panel, Seat Support, Ic W/Label	1
11	74455	(000000-) Screw, Hex, Fmg, M06-1.0 X 12	8
12	81996	(000000-) Insulation, Sound Foam	1
13	81909	(000000-) Brace, Seat Support	1
14	54396	(000000-) Screw, Hex, .31-18 X 0.75, G5	4
15	81912	(000000-) Seal, Foam Rbr .25 X .50 X .20	1
16	68275	(000000-) Pouch	1
17	09145	(000000-) Screw, Pan, M06-1.0 X 16, 4.8	2
18	32491	(000000-) Washer, Flat, .31 Hard	4
19	375411	(000000-) Seat	1
20	81902	(000000-) Hinge, Seat Support	1
21	06942	(000000-) Screw, Hex, M06-1.0 X 16, 8.8	7
22	223080	(000000-) Rod, Propelling	1
23	384404	(000000-) Bracket, Engine Module (Lpg Only)	1
24	361339	(000000-) Screw, Hex 6 X 1.0 16 Pltd (Lpg Only)	2
25	31775	(000000-) Molding, Trim, 11-14 Ga, 4.0 (Lpg Only)	1

Fig. 5 - Steering Group

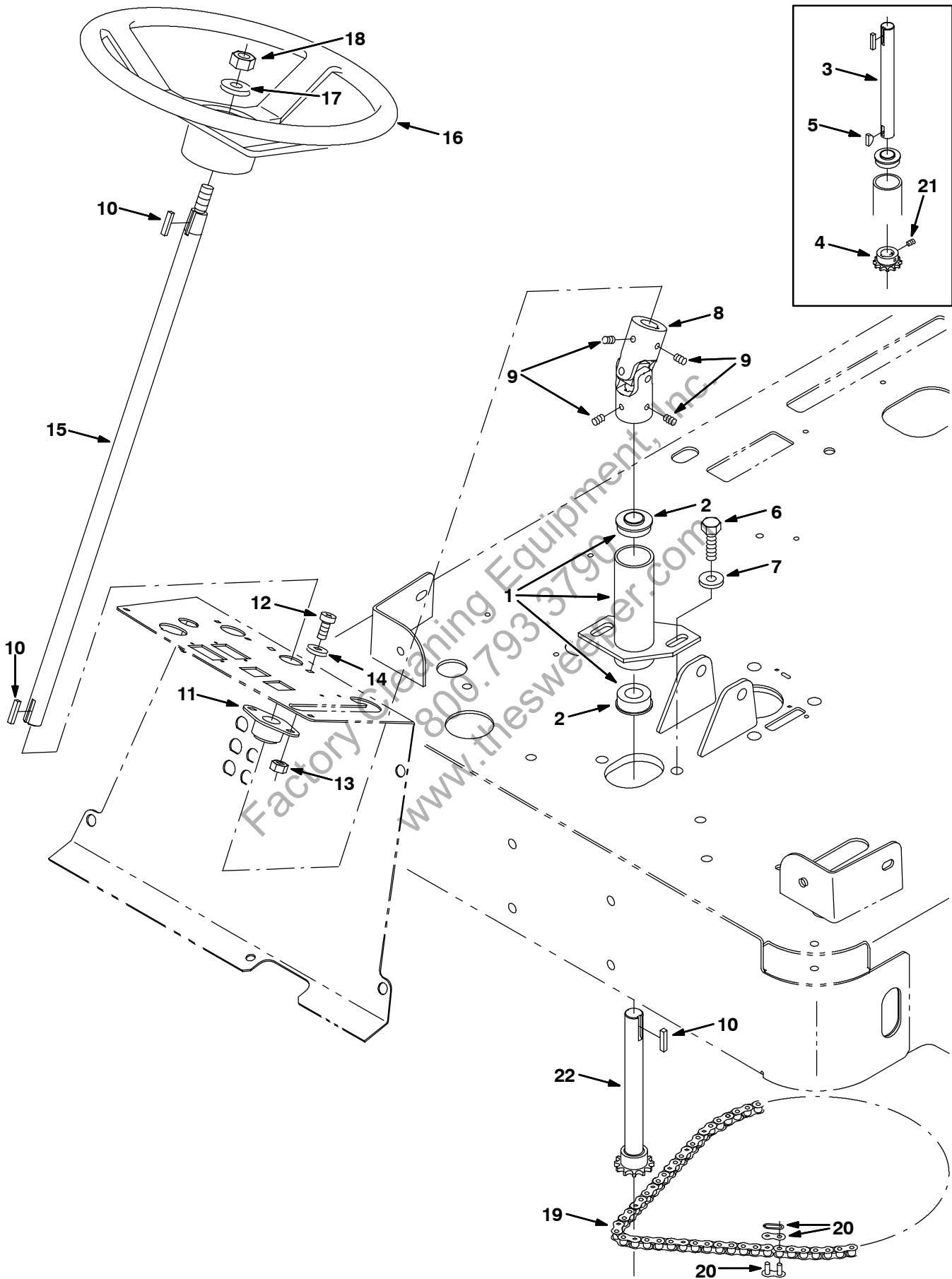


Fig. 5 - Steering Group

	Ref.	Tennant Part No.	Machine Serial Number	Description	Qty.
▽	1	83112	(000000-) Housing Assy, Bearing	1
▲	2	223073	(000000-) Bearing, Flange	2
	3	223068	(000000-002339) Shaft, Steering (Replaced by 391401)	1
	4	223070	(000000-002339) Sprocket, Steering	1
	5	00500-10	(000000-002339) Key, Woodruff	1
	6	03192	(000000-) Screw, Hex, M10-1.5 X 30, 8.8	2
	7	41187	(000000-) Washer, Belleville, .38	2
▽	8	223072	(000000-) Joint U	1
▲	9	39338	(000000-) Screw, Set, .31-18 X 0.50, Soc	4
	10	00912	(000000-) Key, Square	3
	11	223065	(000000-) Bearing, Flange	1
	12	09737	(000000-) Screw, Pan, M08-1.25X 20, 4.8	2
	13	08709	(000000-) Nut, Hex, Lock, M08-1.25,NI	2
	14	39349	(000000-) Washer, Flat, .31 Sae	2
	15	223061	(000000-) Shaft, Steering	1
	16	223075	(000000-) Wheel, Steering	1
	17	32493	(000000-) Washer, Flat, .50 Hard	1
	18	08711	(000000-) Nut, Hex, Lock, M12-1.75,NI	1
	19	83113	(000000-) Chain, Roller #35, .375 Pitch	1
	20	14799	(000000-) Link, Chain	1
	21	39326	(000000-002339) Screw, Set, .25 -20 X .25	2
	22	391401	(002340-) Shaft, W/ Sprocket, Steering	1

Factory Cleaning Equipment, Inc.
800.793.1790
www.thesweep.com

Fig. 6 - Instrument Panel Group

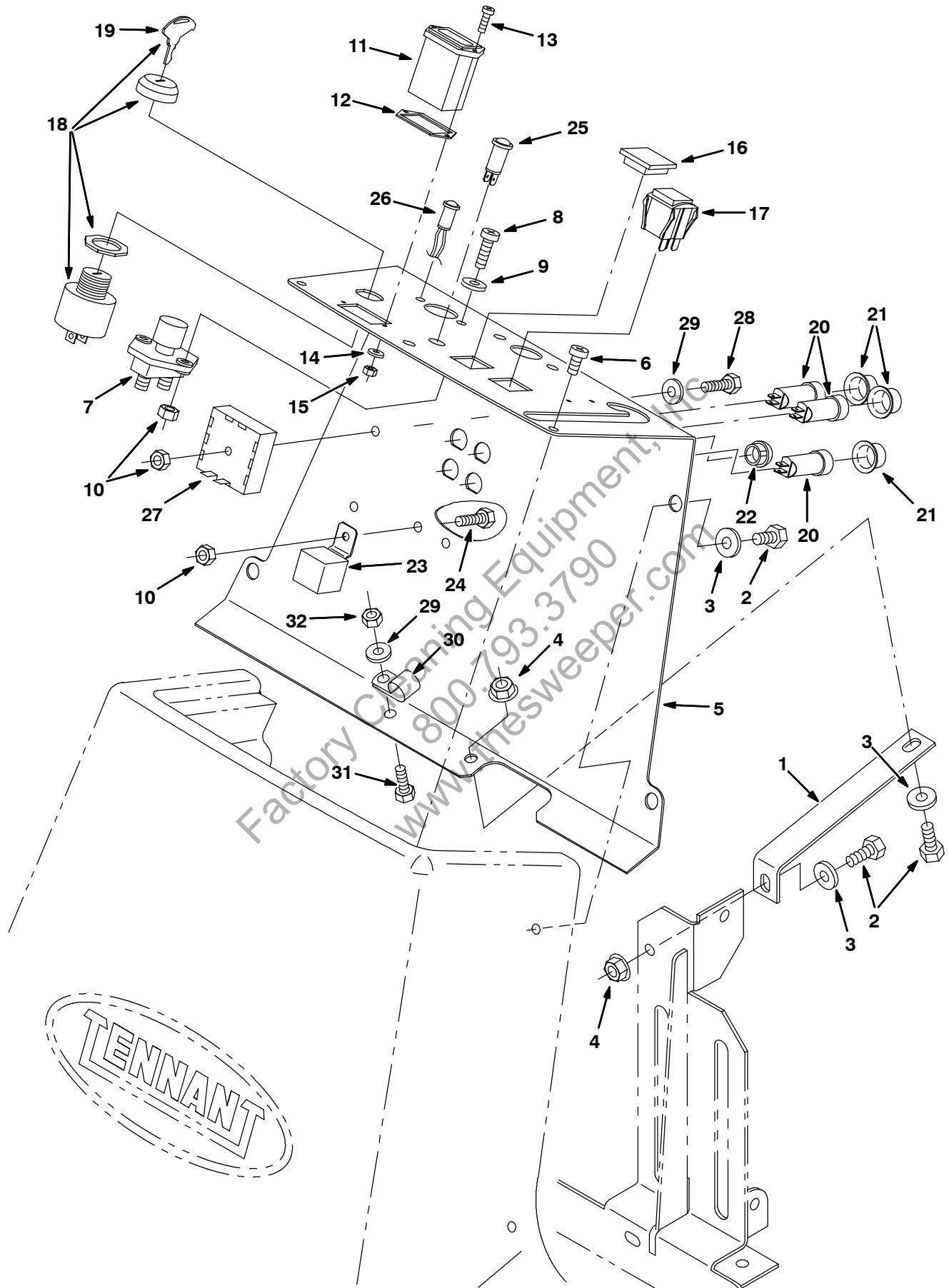


Fig. 6 - Instrument Panel Group

Ref.	Tennant Part No.	Machine Serial Number	Description	Qty.
1	83528	(000000-) Angle, Brace	1
2	16735	(000000-) Screw, Hex, M08-1.25 X 16, 8.8	6
3	32491	(000000-) Washer, Flat, .31 Hard	6
4	07791	(000000-) Nut, Hex, Flange, M08-1.25	2
5	83173	(000000-) Console, Instrument, Ic	1
6	360973	(000000-) Screw, Pan, #12- X 0.50,	2
7	44078	(000000-) Switch, Pushmom, Spst100A 12V	1
8	09164	(000000-) Screw, Pan, M06-1.0 X 20, 4.8	2
9	19066	(000000-) Washer, Flat, #10	2
10	08708	(000000-) Nut, Hex, Lock, M06-1.0, NI	4
11	31988	(000000-) Hourmeter, Electronic	1
12	222683	(000000-) Gasket	1
13	09146	(000000-) Screw, Pan, M03-0.5 X 12, 4.8	4
14	39658	(000000-) Washer, Lock, Int, #04	4
15	01754	(000000-) Nut, Hex, Std, M03-0.5	4
16	222534	(000000-) Plug	1
17	383831	(000000-) Switch, Rocker, Mom, On-Off, D	1
▽ 18	80331	(000000-) Switch,	1
▲ 19	80181	(000000-) Key Set	1
20	57803	(000000-) Circuitbreaker, 15 A	3
21	57751	(000000-) Boot	3
22	57167	(000000-) Button, Plug	1
23	57804	(000000-) Relay, 12V 40 A, SPDT	1
24	09145	(000000-) Screw, Pan, M06-1.0 X 16, 4.8	1
25	34820	(000000-) Light, Indctr/Red 12V	1
26	80173	(000000-) Light, Oil (Gas)	1
26	373195	(000000-) Light, Oil (LPG)	1
27	379665	(000000-) Module, Shaker, 12V	1
28	33944	(000000-) Screw, Pan, M06-1.0 X 35, 4.8	1
29	32483	(000000-) Washer, Flat, .25 Sae	2
30	07471	(000000-) Clamp, Cable	1
31	06943	(000000-) Screw, Hex M6	1
32	07790	(000000-) Nut, Flange M6	1

Fig. 7 - Engine Group, Gas

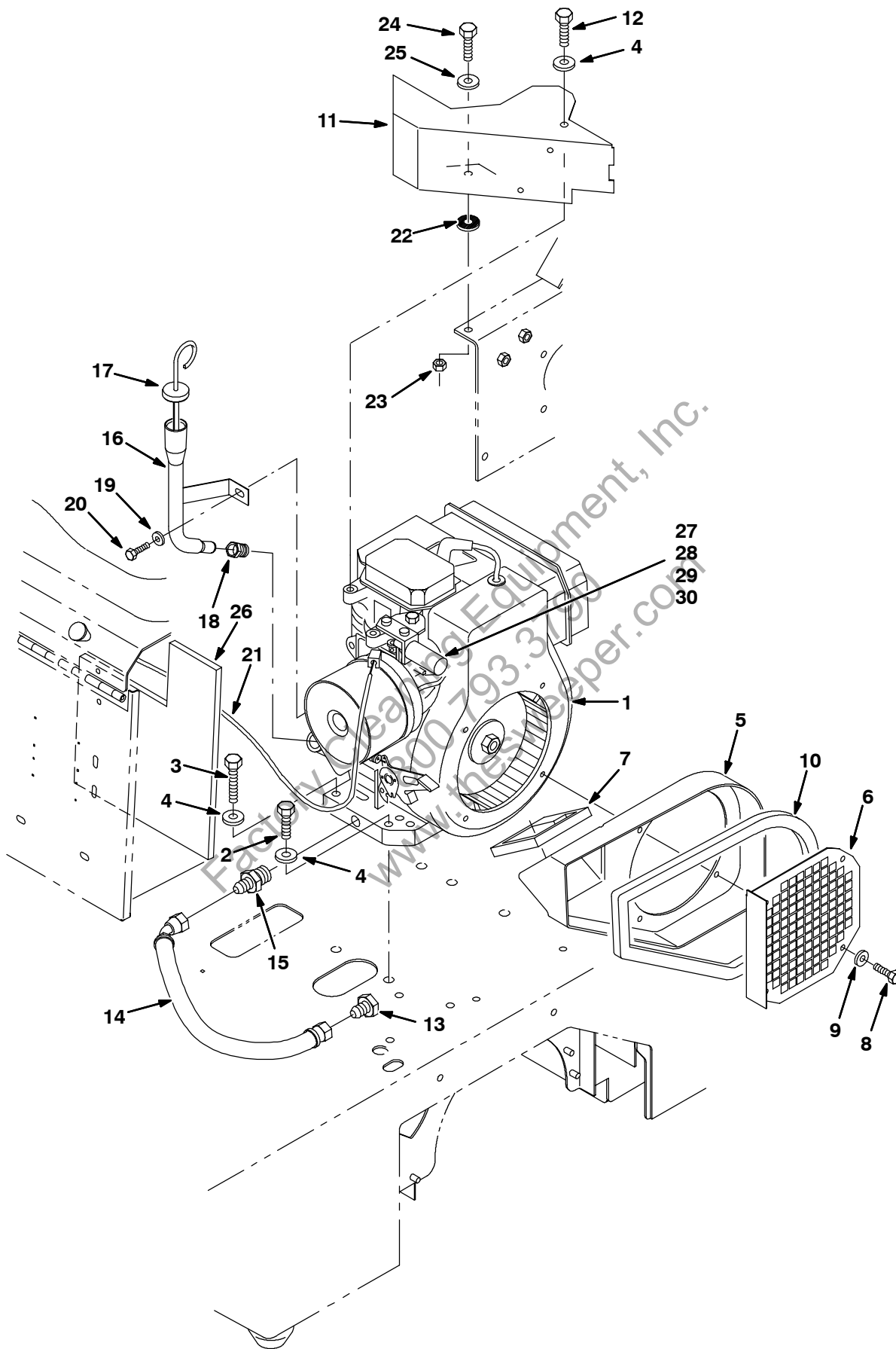


Fig. 7 - Engine Group, Gas

Ref.	Tennant Part No.	Machine Serial Number	Description	Qty.
1	83300	(000000-) Engine-11Hp Gas (See Engine Breakdown)	1
2	39285	(000000-) Screw, Hex, M10-1.5 X 40, 8.8	2
3	16930	(000000-) Screw, Hex, M10-1.5 X 50, 8.8	1
4	32492	(000000-) Washer, Flat, .38 Hard	4
5	83483	(000000-) Panel, Baffle, Air Intake	1
6	83482	(000000-) Screen	1
7	83495	(000000-) Gasket, Air Intake	1
8	11635	(000000-) Screw, Hex, M06-1.0 X 12, Ss	4
9	01684	(000000-) Washer, Flat, .25 Ss	4
10	83496	(000000-) Seal, Bulb, 41.1 Lg.	1
11	83532	(000000-) Duct, Air, Engine	1
12	58286	(000000-) Screw-Hex M10X1.25 20 8.8 Pltd	1
13	19747	(000000-) Fitting, Hyd, Plug	1
14	83385	(000000-) Hose, Hyd	1
15	19200	(000000-) Fitting, Hyd, Str	1
16	81694	(000000-) Tube, Fill	1
17	81695	(000000-) Dipstick	1
18	81692	(000000-) Fitting, Tube End	1
19	32490	(000000-) Washer, Flat, .25 Hard	1
20	06960	(000000-) Screw, Hex M10	1
21	53140	(000000-) Cable Assy, Choke 37.00LG	1
22	222268	(000000-) Washer, Rubber	1
23	07791	(000000-) Nut, Hex Flange, M8	1
24	39277	(000000-) Screw, Hex M8	1
25	32491	(000000-) Washer, Flat, .31 Hard	1
26	384443	(000000-) Insulation, Sound Foam	1
27	384448	(000000-) Solenoid, 12vdc, Engine	1
28	383820	(000000-) Terminal, Bullet, .156m 18/22awg	2
29	87308	(000000-) Screw, Hex, M06 X 1.0 X 12, 8.8	2
30	32982	(000000-) Washer, Lock, Int, .25	2

Fig. 8 - Fuel Line Group, Gas

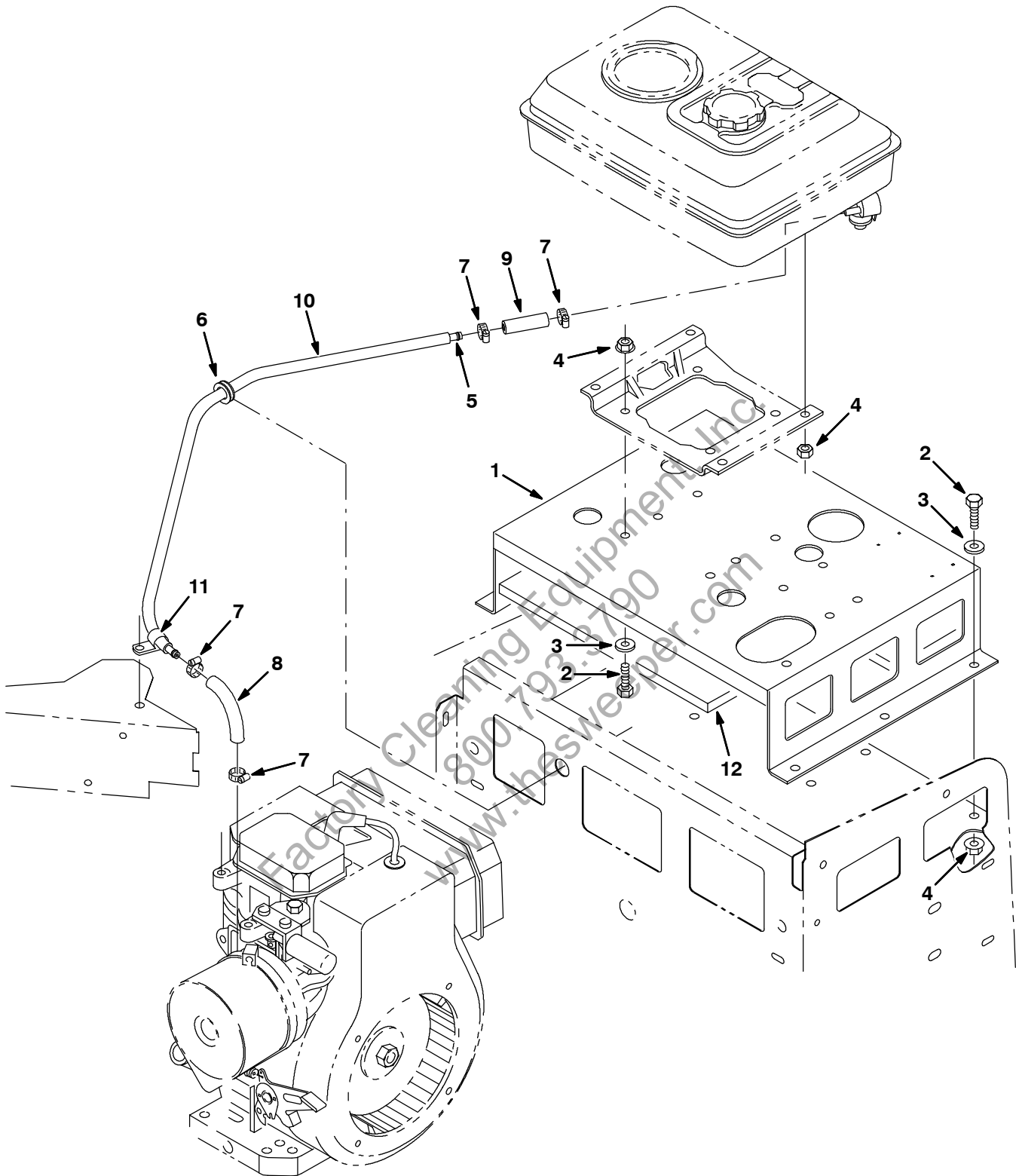


Fig. 8 - Fuel Line Group, Gas

Ref.	Tenant Part No.	Machine Serial Number	Description	Qty.
1	81558	(000000-) Bracket, Vacuum Box	1
2	16735	(000000-) Screw, Hex, M08-1.25 X 16, 8.8	10
3	39349	(000000-) Washer, Flat, .31 Sae	10
4	07791	(000000-) Nut, Hex, Flange, M08-1.25	10
5	83387	(000000-) Tube, Fuelline	1
6	10632-4	(000000-) Grommet, Rubber	1
7	43844	(000000-) Clamp, Wormdrive	4
8	81584	(000000-) Hose, Fuel, .31ld 5.0L	1
9	57404	(000000-) Hose, Fuel	1
10	81585	(000000-) Hose, Fuel, .38ld 24.0L	1
11	82829	(000000-) Clamp, Cable, 0.63D 0.75W STL	1
12	81574	(000000-) Insulation, Heat	1

Factory Cleaning Equipment, Inc.
800.793.3790
www.thesweeper.com

Fig. 9 - Engine Group, LPG

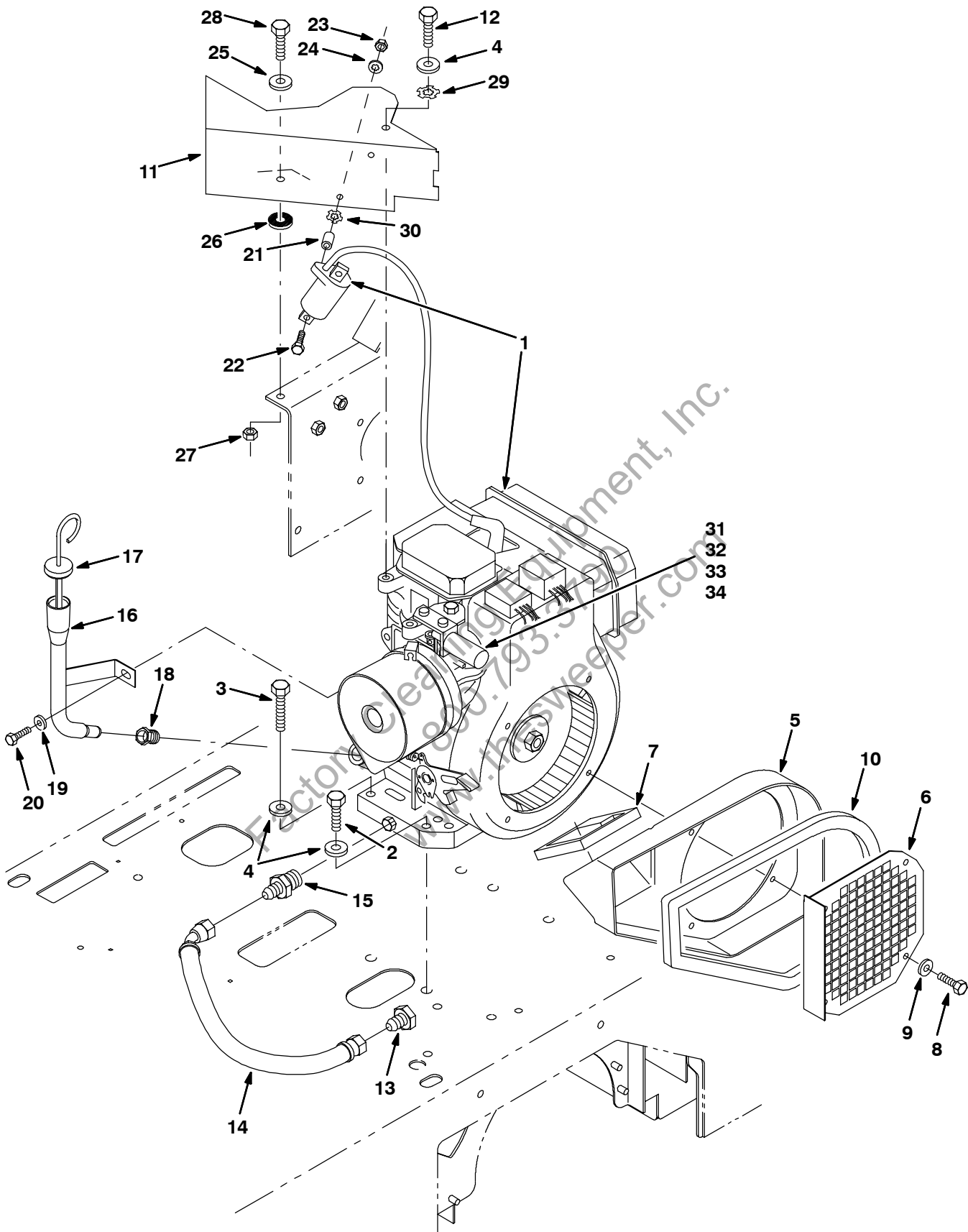


Fig. 9 - Engine Group, LPG

Ref.	Tennant Part No.	Machine Serial Number	Description	Qty.
1	83301	(000000-) Engine, Robn Eh34 Lpg (See Engine Breakdown)	1
2	39285	(000000-) Screw, Hex, M10-1.5 X 40, 8.8	3
3	16930	(000000-) Screw, Hex, M10-1.5 X 50, 8.8	1
4	32492	(000000-) Washer, Flat, .38 Hard	5
5	83483	(000000-) Panel, Baffle, Air Intake	1
6	83482	(000000-) Screen	1
7	83495	(000000-) Gasket, Air Intake	1
8	11635	(000000-) Screw, Hex, M06-1.0 X 12, Ss	4
9	01684	(000000-) Washer, Flat, .25 Ss	4
10	83496	(000000-) Seal, Bulb, 41.1 Lg.	1
11	83532	(000000-) Duct, Air, Engine	1
12	58286	(000000-) Screw-Hex M10X1.25 20 8.8 Pltd	1
13	19747	(000000-) Fitting, Hyd, Plug	1
14	83385	(000000-) Hose, Hyd	1
15	19200	(000000-) Fitting, Hyd, Str	1
16	81694	(000000-) Tube, Fill	1
17	81695	(000000-) Dipstick	1
18	81692	(000000-) Fitting, Tube End	1
19	32490	(000000-) Washer, Flat, .25 Hard	1
20	06960	(000000-) Screw, Hex M10	1
21	360930	(000000-) Tube	2
22	06947	(000000-) Screw, Hex M6	2
23	07790	(000000-) Nut, Hex Flange, M6	2
24	07515	(000000-) Washer, Lock	2
25	32491	(000000-) Washer, Flat, .31 Hard	1
26	222268	(000000-) Washer, Rubber	1
27	07791	(000000-) Nut, Hex Flange, M8	1
28	39277	(000000-) Screw, Hex M8	1
29	41142	(000000-) Washer, Lock, Int-Ext, .38	1
30	41140	(000000-) Washer, Lock, Int-Ext, .25	1
31	384448	(000000-) Soleniod, 12vdc, Engine	1
32	383820	(000000-) Terminal, Bullet, .156m 18/22awg	2
33	87308	(000000-) Screw, Hex, M06 X 1.0 X 12, 8.8	2
34	32982	(000000-) Washer, Lock, Int, .25	2

Fig. 10 - Vaporizer Group, LPG

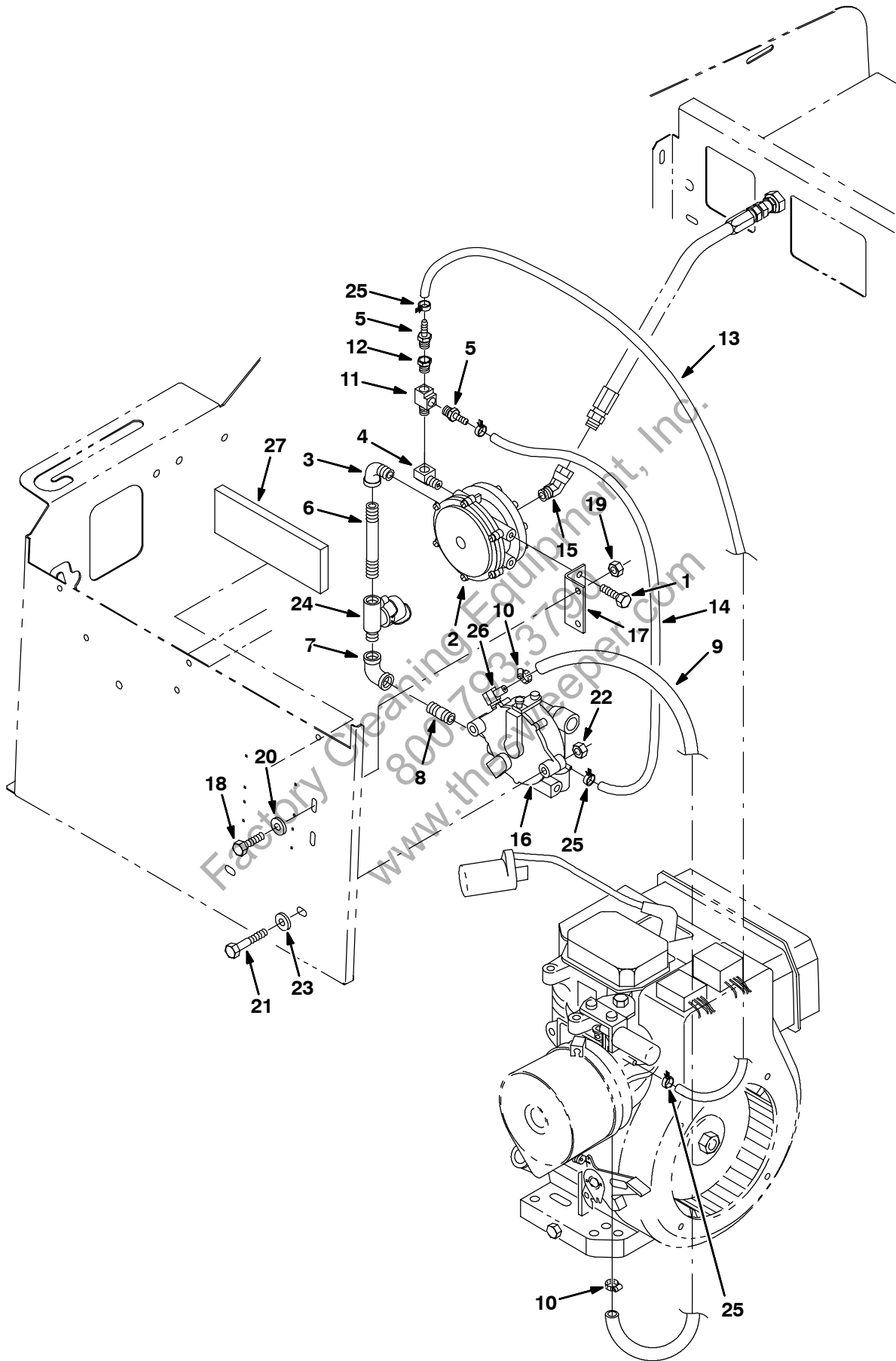


Fig. 10 - Vaporizer Group, LPG

Ref.	Tenant Part No.	Machine Serial Number	Description	Qty.
1	19315	(000000-) Screw, Hex, .25-20 X 0.50, G5	2
▽ 2	73020	(000000-) Filter, Fuelock	1
▲	65527	(000000-) Fuelock Replacement Kit	1
3	81975	(000000-) Fitting, Pipe, Elbow90	1
4	11984	(000000-) Fitting, Elbow	1
5	40607	(000000-) Fitting, Brass, Str	2
6	81973	(000000-) Fitting, Pipe, Nipple, .25 Pt	1
7	81976	(000000-) Fitting, Pipe, E90 Pf04/Pf04	1
8	10770	(000000-) Fitting, Pipe	1
9	383852	(000000-) Hose, Lpg, Low Pressure, .375I	1
10	86824	(000000-) Clamp, Wormdrive	2
11	26426	(000000-) Fitting, Tee PF02/PM02/PM02	1
12	80637	(000000-) Valve, Check	1
13	07464	(000000-) Hose, Vacuum	1
14	19774	(000000-) Hose, Vacuum	1
15	47720	(000000-) Fitting, Elbow PM04/PF04	1
16	83349	(000000-) Regulator	1
17	83527	(000000-) Angle, Fuelock Mount	1
18	06942	(000000-) Screw, Hex, M06-1.0 X 16, 8.8	2
19	07790	(000000-) Nut, Hex, Flange, M06-1.0	2
20	32490	(000000-) Washer, Flat, .25 Hard	2
21	06957	(000000-) Screw, Hex, M08-1.25 X 60, 8.8	2
22	07791	(000000-) Nut, Hex, Flange, M08-1.25	2
23	32491	(000000-) Washer, Flat, .31 Hard	2
24	30181	(000000-) Lock, LP Fuel	1
25	384032	(000000-) Clamp, Hose	4
26	384286	(000000-) Fitting, Brass, E90	1
27	384447	(000000-) Insulation, Sound Foam	1

Fig. 11 - Fuel Tank Group, LPG

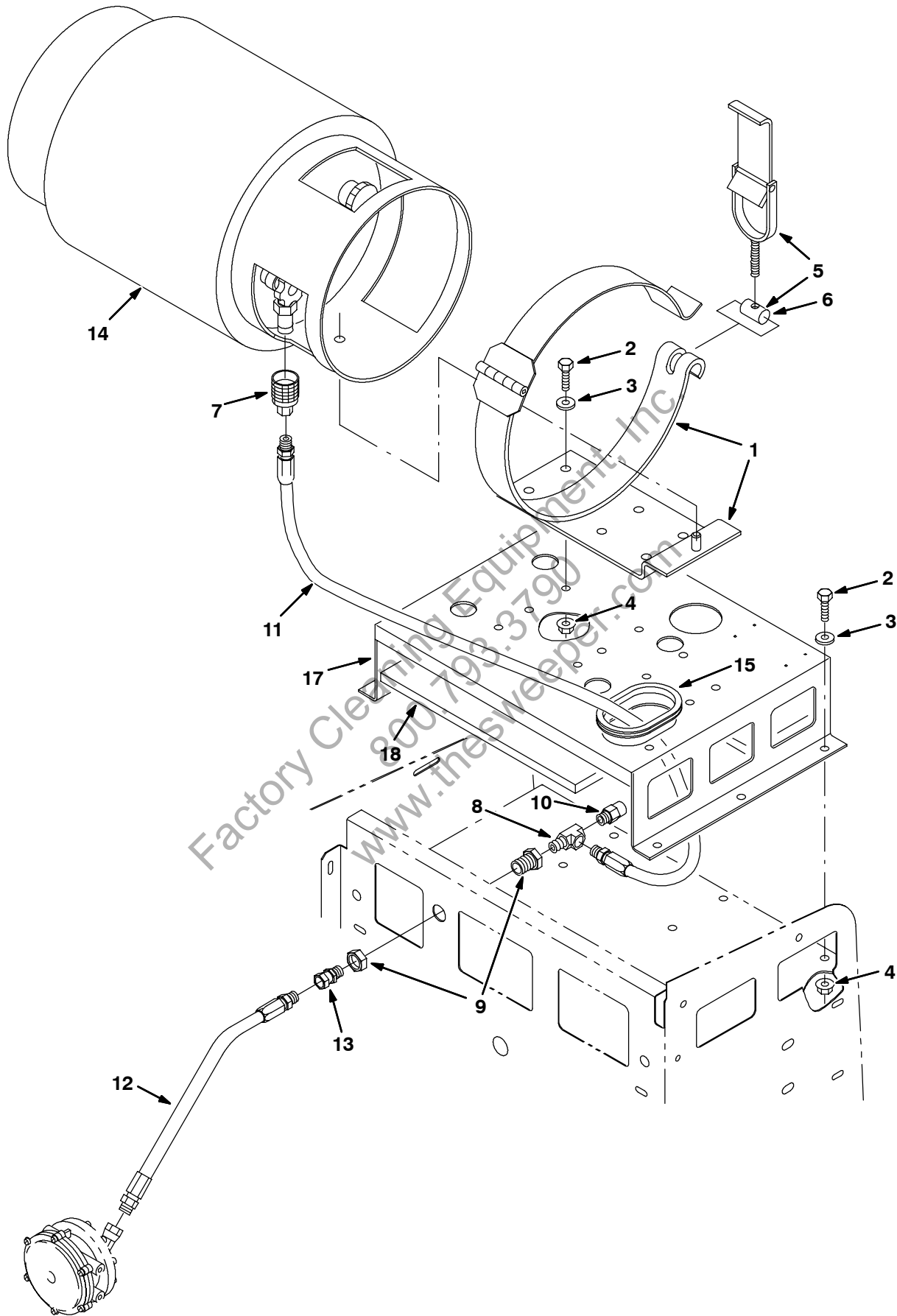


Fig. 11 - Fuel Tank Group, LPG

Ref.	Tenant Part No.	Machine Serial Number	Description	Qty.
1	81557	(000000-) Bracket, Tank, Lpg	1
2	16931	(000000-) Screw, Hex, M08-1.25 X 20, 8.8	12
3	39349	(000000-) Washer, Flat, .31 Sae	12
4	07791	(000000-) Nut, Hex, Flange, M08-1.25	12
▽	53400-1	(000000-) Latch Assy, Lpg Tank Mtg,W/Nut	1
▲	53400-4	(000000-) Nut	1
7	26496	(000000-) Coupling	1
8	24929	(000000-) Fitting, Brass, Tee	1
9	78122	(000000-) Fitting, Bkhd	1
10	24047	(000000-) Valve, Press Relief, Lpg Rego	1
11	365029	(000000-) Hose, Lpg	1
12	10754	(000000-) Hose, Lpg	1
13	11442-23	(000000-) Fitting, Str	1
14	10752-2	(000000-) Tank-Lp,20#,Vap,Both,Fill Ga L	1
15	57570	(000000-) Molding, Trim	1
16	81574	(000000-) Insulation, Heat	1
17	81558	(000000-) Bracket, Vacuum Box	1
18	81574	(000000-) Insulation, Heat	1

Factory Cleaning Equipment, Inc.
 800.793.3790
 www.thesweeper.com

Fig. 12 - Muffler Group

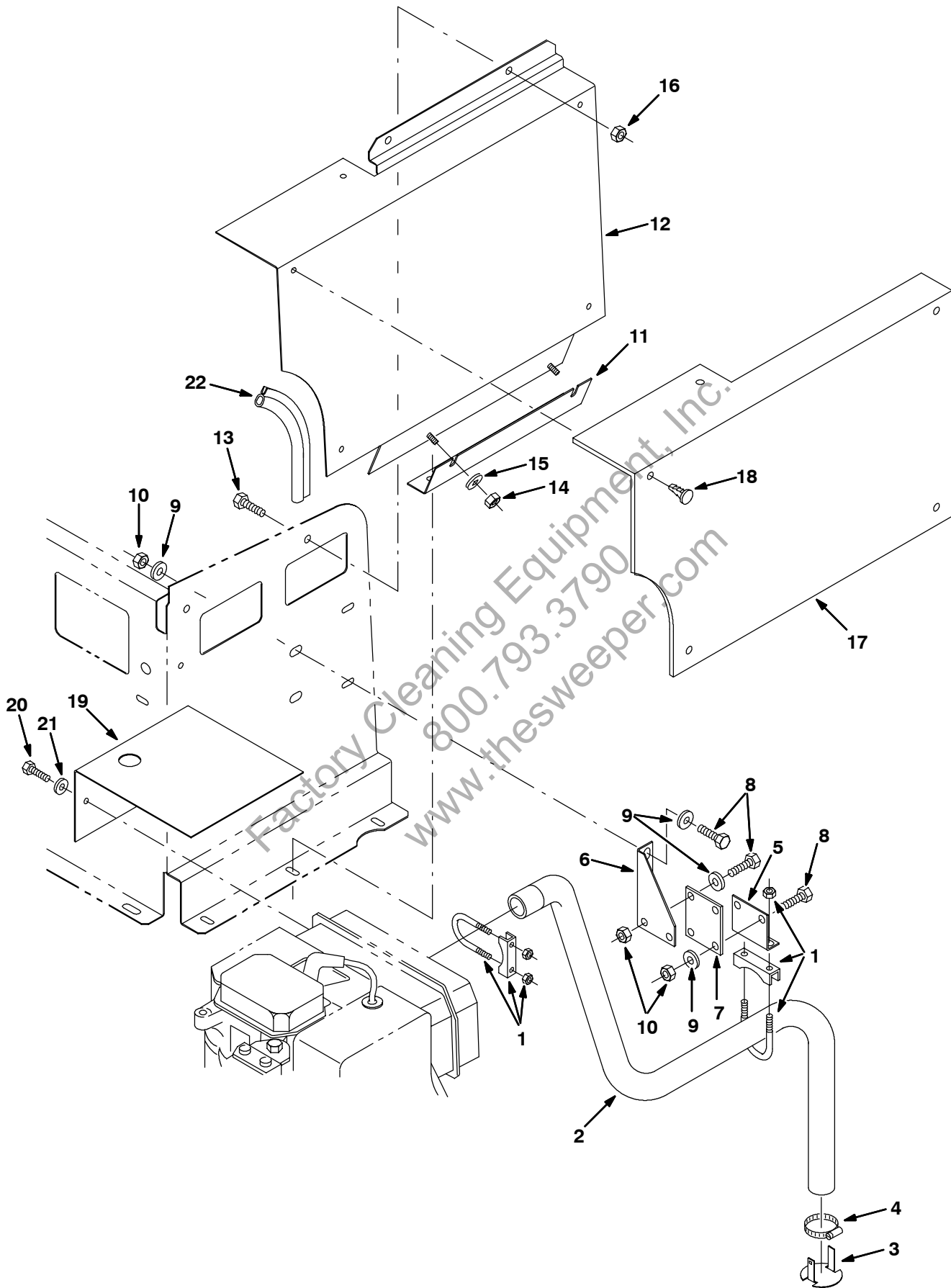


Fig. 12 - Muffler Group

Ref.	Tenant Part No.	Machine Serial Number	Description	Qty.
1	36033	(000000-) Clamp	2
2	83488	(000000-) Pipe, Exhaust, Tail	1
3	83513	(000000-) Plate, Baffle, Exhaust	1
4	11399	(000000-) Clamp, Wormdrive	1
5	83491	(000000-) Angle, Muffler Hanger	1
6	83492	(000000-) Angle, Muffler Support	1
7	83493	(000000-) Isolator, Rubber, Muffler	1
8	16735	(000000-) Screw, Hex, M08-1.25 X 16, 8.8	6
9	39349	(000000-) Washer, Flat, .31 Sae	8
10	08709	(000000-) Nut, Hex, Lock, M08-1.25,NI	6
11	83511	(000000-) Bracket, Heat Shield	1
12	83510	(000000-) Panel, Heat Shield	1
13	16735	(000000-) Screw, Hex, M08-1.25 X 16, 8.8	2
14	08708	(000000-) Nut, Hex, Lock, M06-1.0, NI	2
15	32483	(000000-) Washer, Flat, .25 Sae	2
16	07791	(000000-) Nut, Hex, Flange, M08-1.25	2
17	83512	(000000-) Insulation, Heat	1
18	84086	(000000-) Clip, Christmas Tree	5
19	83393	(000000-) Plate, Deflector, Heat	1
20	87308	(000000-) Screw, Hex, M06-1.0 X 12, 8.8	1
21	32483	(000000-) Washer, Flat, .25 Sae	1
22	367573	(000000-) Seal, Bulb	1

Factory Cleaning Equipment, Inc.
800.793.5125
www.thesweeper.com

Fig. 13 - Battery Group

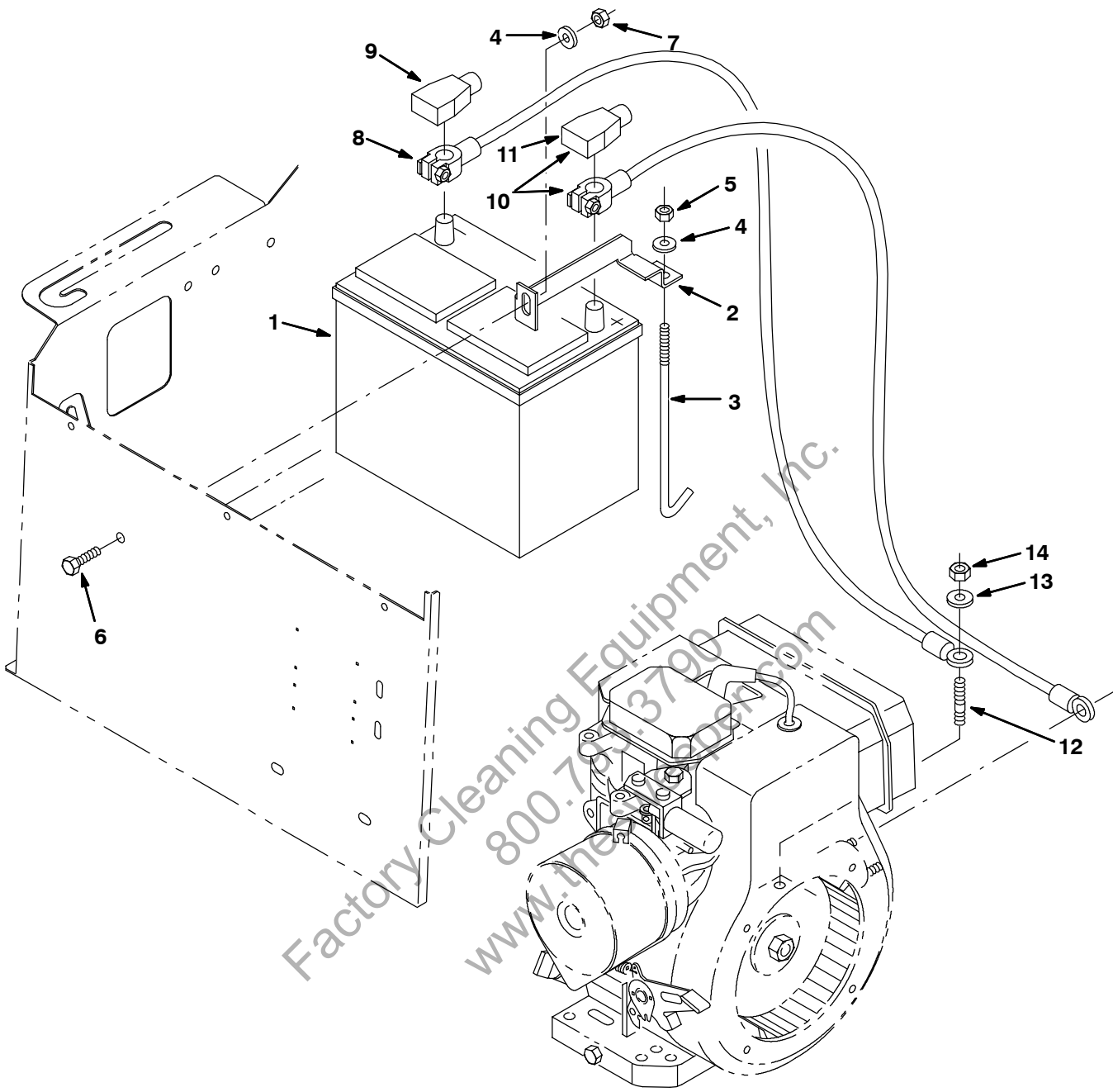


Fig. 13 - Battery Group

Ref.	Tenant Part No.	Machine Serial Number	Description	Qty.	
1	10137	(000000-) Battery, 12V, Wet	1	
2	83508	(000000-) Bracket, Clamp, Battery	1	
3	13015-1	(000000-) Bolt, Holddown, 10.0 Long	1	
4	32491	(000000-) Washer, Flat, .31 Hard	2	
5	32983	(000000-) Nut, Hex, Lock, .31-18, NI	1	
6	39277	(000000-) Screw, Hex, M08-1.25 X 25, 8.8	1	
7	08709	(000000-) Nut, Hex, Lock, M08-1.25,NI	1	
8	57345	(000000-) Wire Assy, Elect,Batt.Neg.	1	
9	68872	(000000-) Boot	1	
▽	10	83526	(000000-) Cable, Battery, Pos 6Ga 25.OI	1
▲	11	68873	(000000-) Boot	1
	12	384442	(000000-) Stud, M10-1.50 X 35	1
	13	32492	(000000-) Washer, Flat, .38 Hard	1
	14	39312	(000000-) Nut, Hex, Std, M10-1.50	1

Factory Cleaning Equipment, Inc.
 800.793.3790
 www.thesweeper.com

Fig. 14 - Hydraulic Schematic

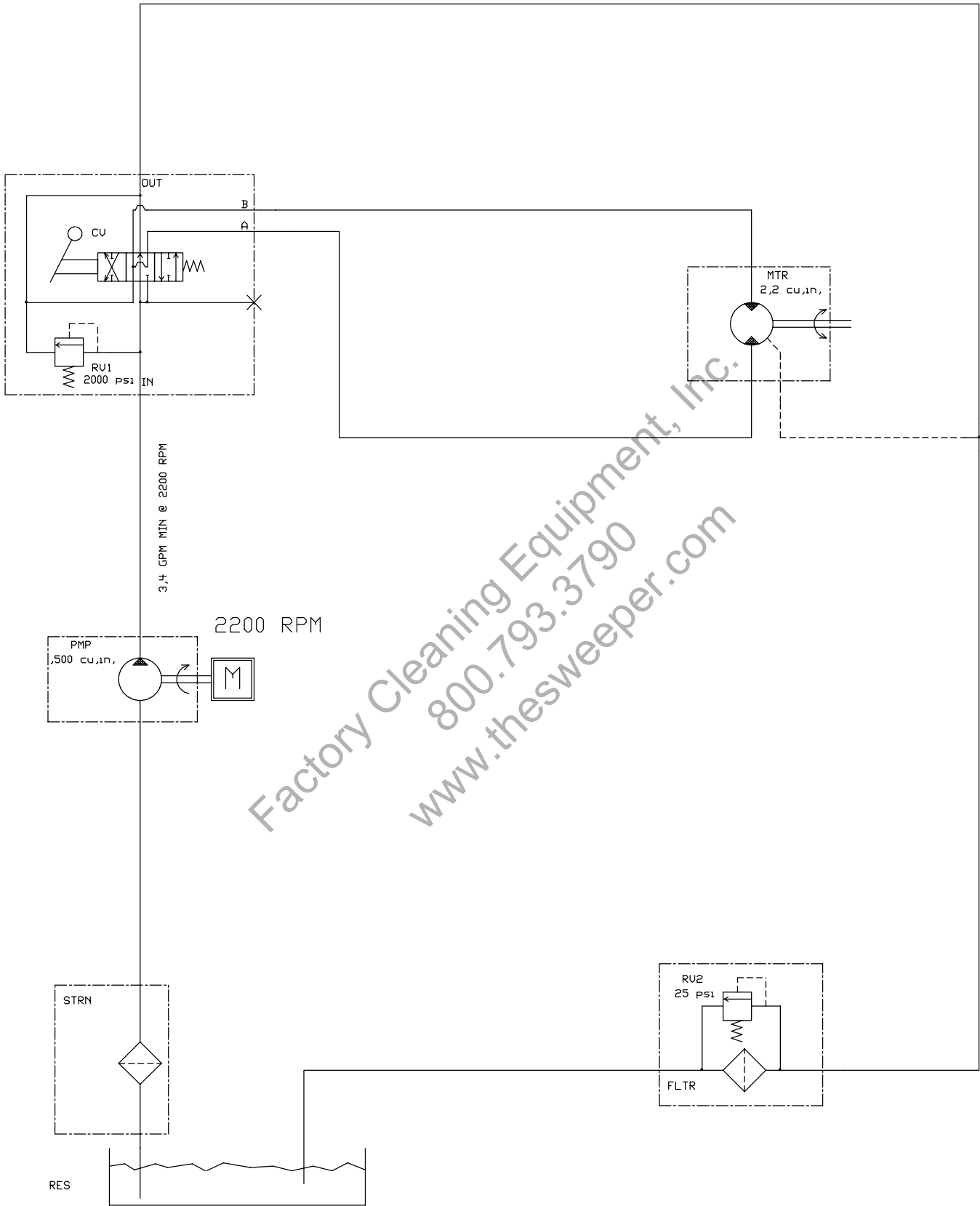
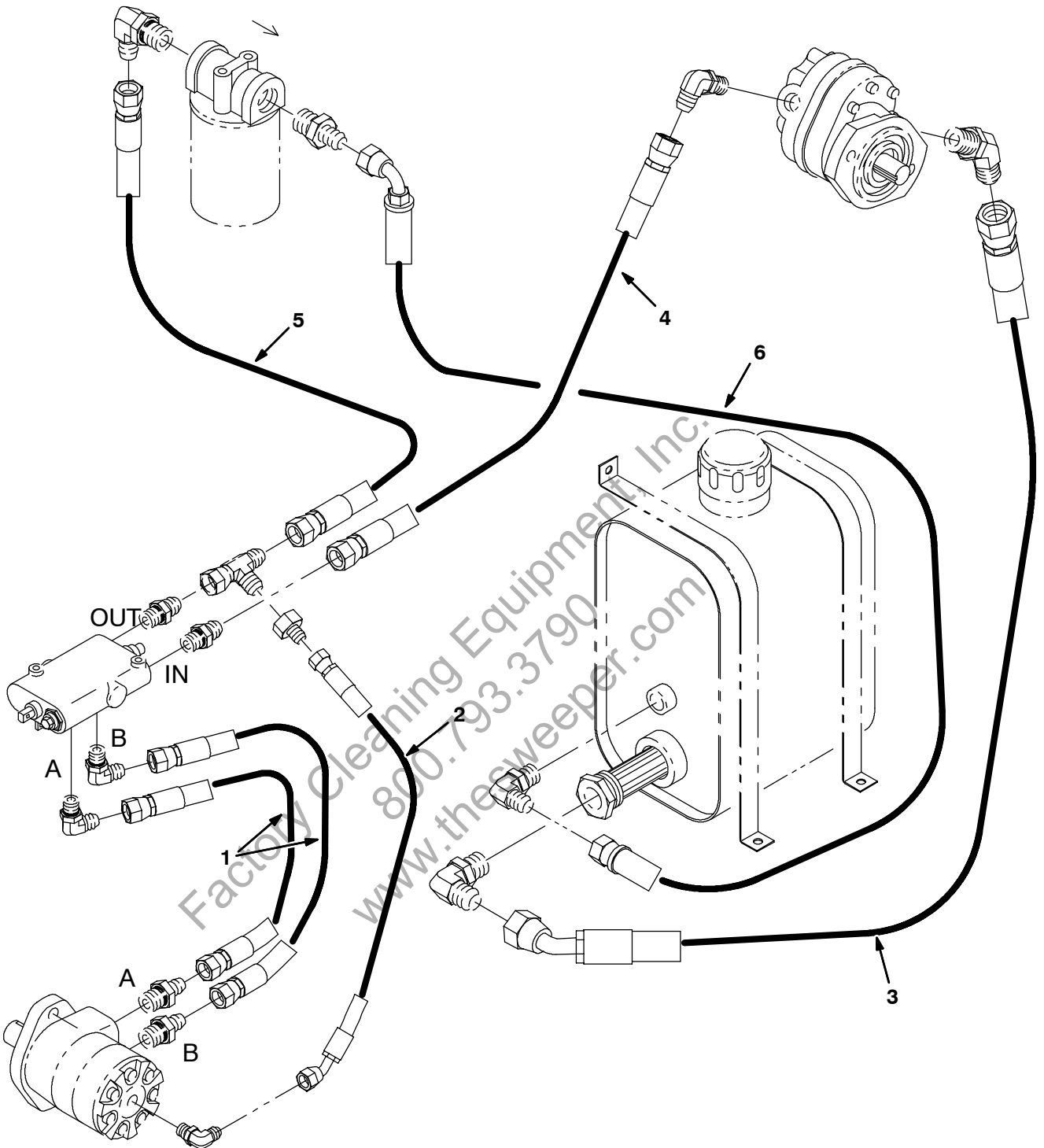


Fig. 15 - Hydraulic Hose Group



352652 - IC

Ref.	Tennant Part No.	Machine Serial Number	Description	Qty.
1	83457	(000000-)	Hose, Hyd, Med06, Jf Str/Str	2
2	83458	(000000-)	Hose, Hyd, Low04, Jf Str/E45	1
3	83459	(000000-)	Hose, Hyd, Suc12, Jf Str/E45	1
4	64772	(000000-)	Hose, Hyd	1
5	02999	(000000-)	Hose, Hyd	1
6	19630	(000000-)	Hose, Hyd	1

Fig. 16 - Hydraulic Reservoir Group

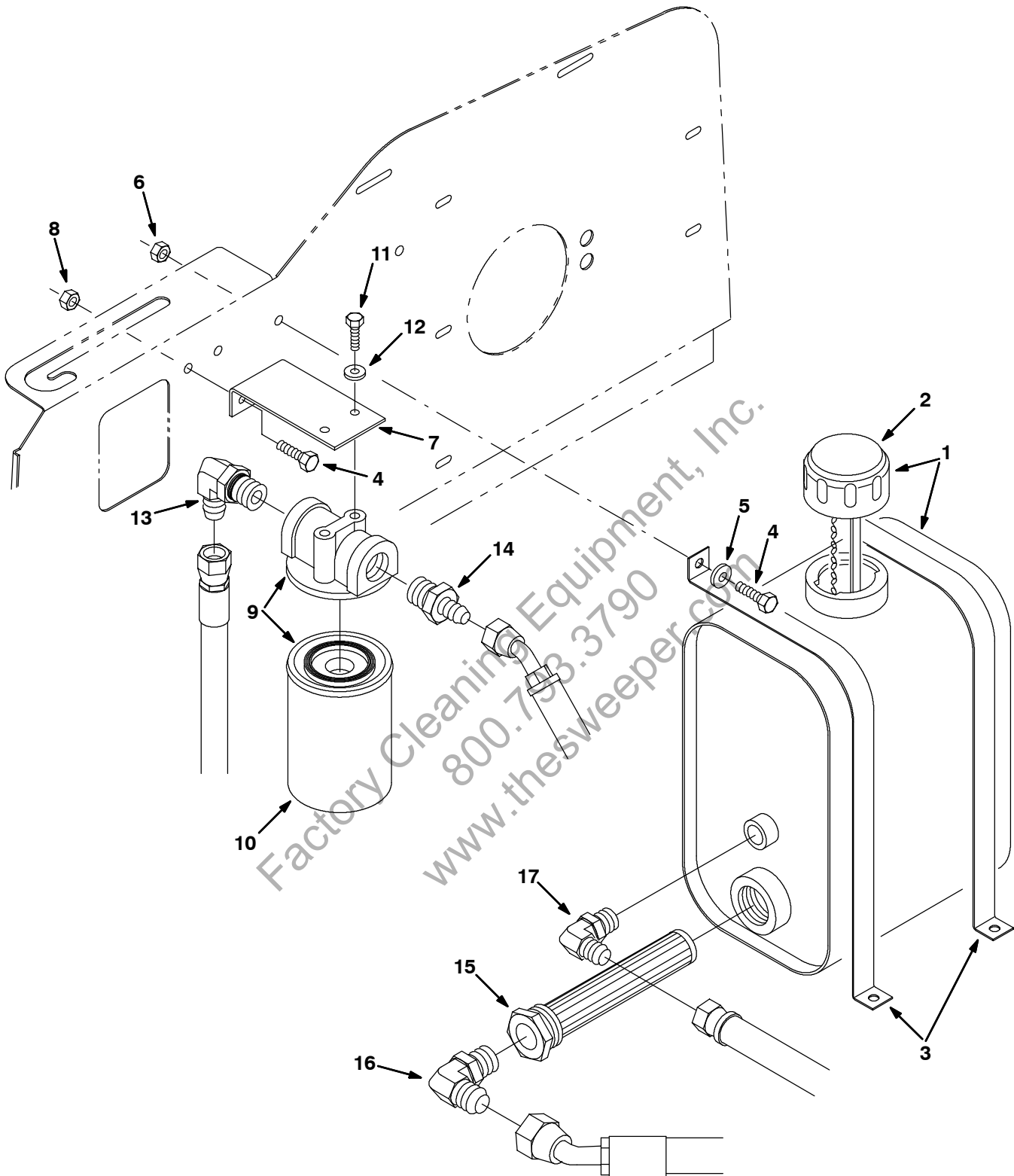


Fig. 16 - Hydraulic Reservoir Group

	Ref.	Tennant Part No.	Machine Serial Number	Description	Qty.
▽	1	83454	(000000-) Reservoir, 2.0Gal	1
▲	2	360991	(000000-) Breather, Hyd	1
▲		70006	(000000-) Gasket, Cap, Hyd	1
	3	83485	(000000-) Strap, Mtg, Hyd Tank	2
	4	16931	(000000-) Screw, Hex, M08-1.25 X 20, 8.8	6
	5	32491	(000000-) Washer, Flat, .31 Hard	4
	6	08709	(000000-) Nut, Hex, Lock, M08-1.25, NI	2
	7	83486	(000000-) Bracket, Hyd Filter	1
	8	07791	(000000-) Nut, Hex, Flange, M08-1.25	2
▽	9	55619	(000000-) Filter, Oil, Hyd	1
▲	10	55740	(000000-) Filter, Oil, Hyd	1
	11	19315	(000000-) Screw, Hex, .25-20 X 0.50, G5	2
	12	41185	(000000-) Washer, Belleville, .25	2
	13	47655	(000000-) Fitting, Hyd, Elbow	1
	14	42227	(000000-) Fitting, Hyd, Str	1
	15	361023	(000000-) Strainer, Hyd 10Gpm 100Mesh	1
	16	46481	(000000-) Fitting, Hyd, Elbow	1
	17	56821	(000000-) Fitting, Hyd, Elbow	1

Factory Cleaning Equipment, Inc.
800.793.3790
www.thesweeper.com

Fig. 17 - Hydraulic Pump and Belts Group

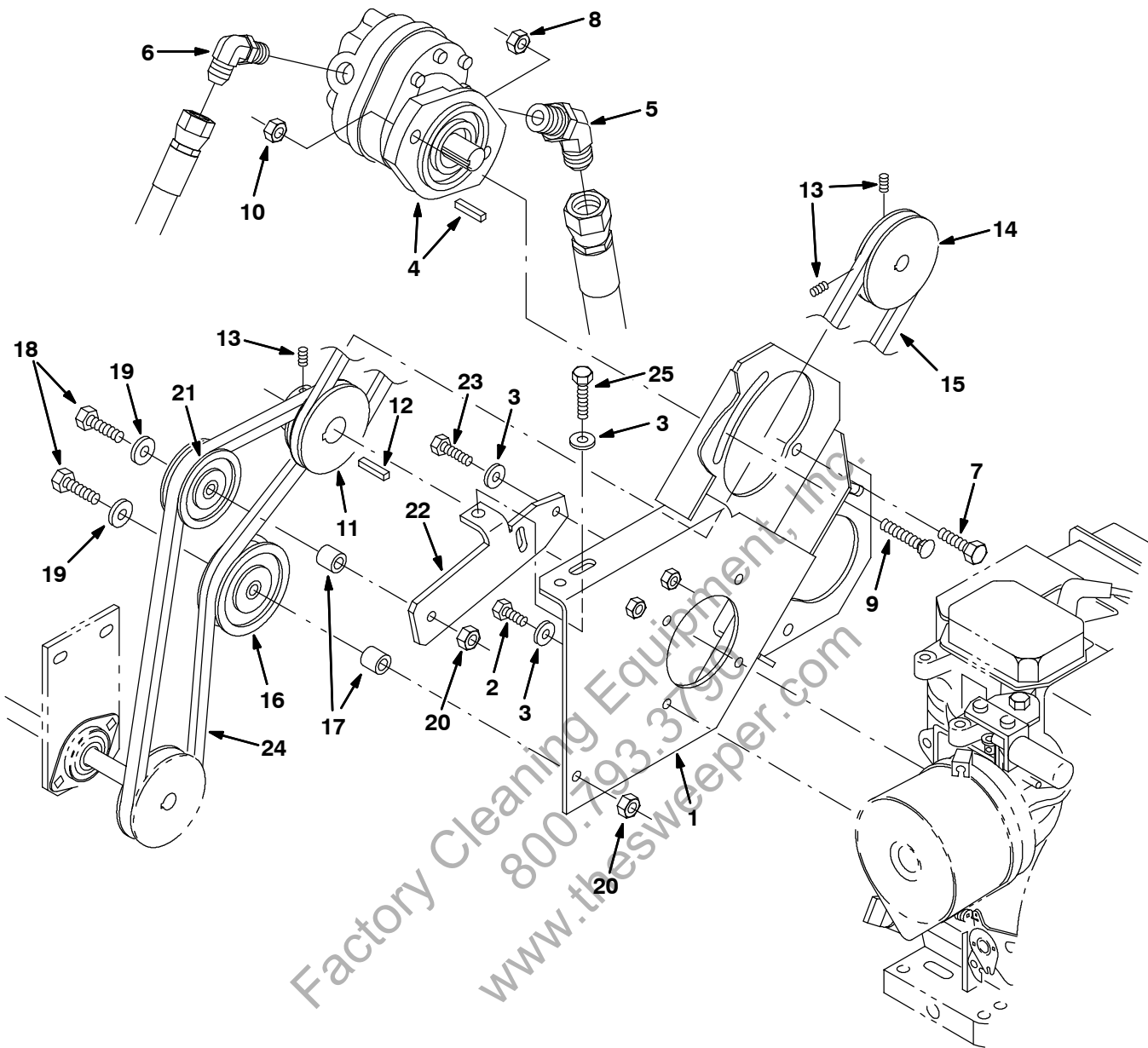


Fig. 17 - Hydraulic Pump and Belts Group

Ref.	Tennant Part No.	Machine Serial Number	Description	Qty.
1	384456	(000000-) Channel Wldt, Pump Mt	1
2	07592	(000000-) Screw, Hex, .31-24 X 0.75, G5	4
3	39349	(000000-) Washer, Flat, .31 Sae	7
4	83449	(000000-) Pump, Hyd Gear (See Breakdowns)	1
5	16081	(000000-) Fitting, Hyd, Elbow	1
6	56821	(000000-) Fitting, Hyd, Elbow	1
7	39284	(000000-) Screw, Hex, M10-1.5 X 35, 8.8	1
8	41430	(000000-) Nut, Hex, Lock, M10-1.5, NI	1
9	25154	(000000-) Bolt, Carriage, .38-16 X 1.50	1
10	50902	(000000-) Nut, Hex, Lock, .38-16, NI	1
11	83523	(000000-) Sheave, 3V,2Gr, 3.30Pd	1
12	00927	(000000-) Key, Square	1
13	09162	(000000-) Screw, Set, M06-1.0 X 8, NI	4
14	83479	(000000-) Sheave, 3V 3.30 Pd	1
15	46461	(000000-) V-Belt, 3V0250	1
16	02356	(000000-) Pulley	1
17	83466	(000000-) Spacer	2
18	27992	(000000-) Screw, Hex, .38-16 X 2.50, G5	2
19	15331	(000000-) Washer, Flat, .62 Sae	2
20	50902	(000000-) Nut, Hex, Lock, .38-16, NI	2
21	02355	(000000-) Sheave, Idler, W. Brng, Plastic	1
22	384431	(000000-) Arm, Idler Sheave	1
23	39277	(000000-) Screw, Hex, M08-1.25 X 25, 8.8	2
24	57039	(000000-) V-Belt, 3V0490 Cogged	1
25	41342	(000000-) Screw, Hex, M08-1.25 X 40, 8.8	1

Fig. 18 - Hydraulic Control Valve Group

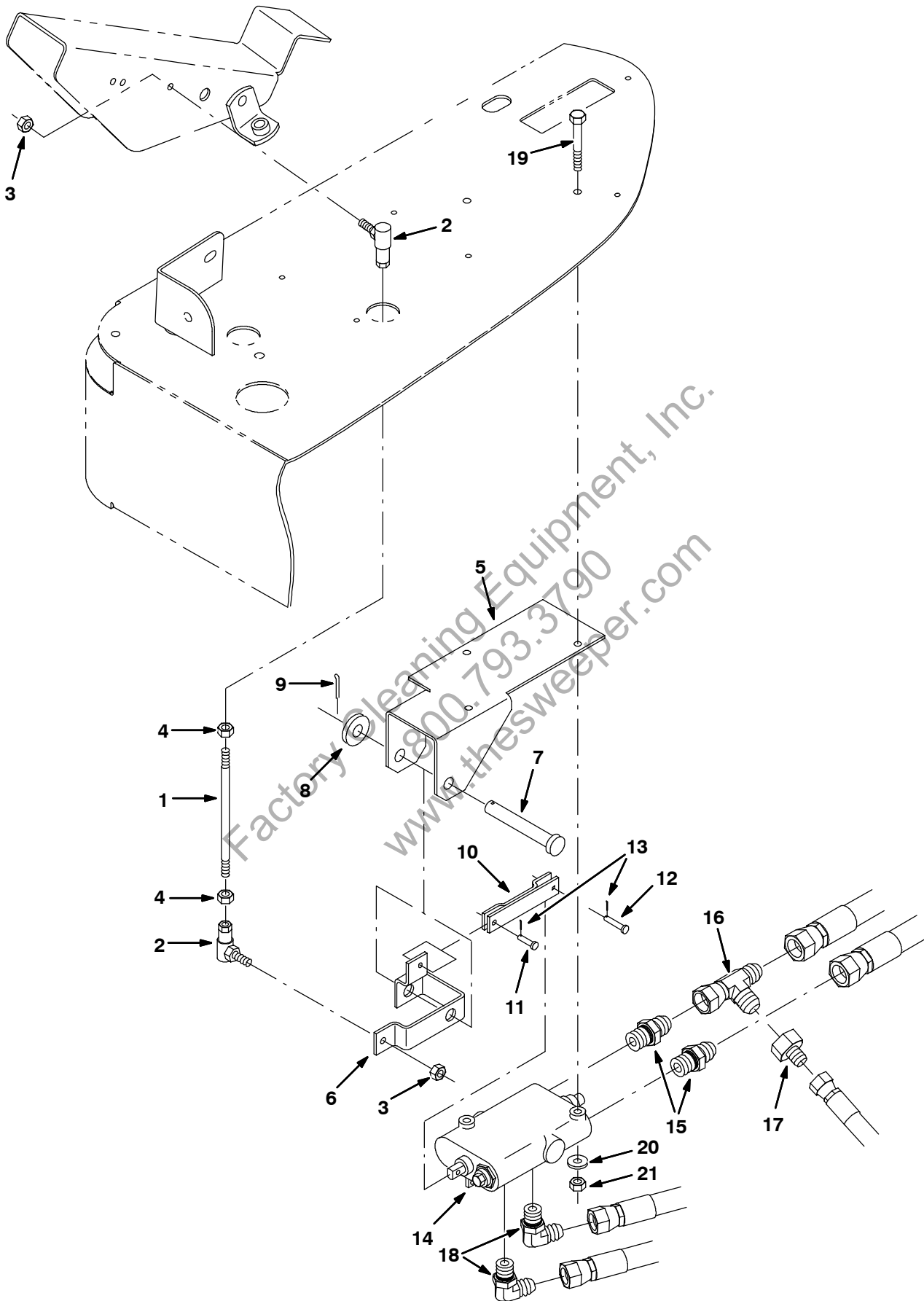


Fig. 18 - Hydraulic Control Valve Group

Ref.	Tenant Part No.	Machine Serial Number	Description	Qty.
1	81991	(000000-) Rod-Thrd, 2End .25-28	1
2	14601	(000000-) Balljoint	2
3	13513	(000000-) Nut, Hex, Lock, .25-28, NI	2
4	01714	(000000-) Nut, Hex, Std, .25-28	2
5	81986	(000000-) Bracket, Mtg, Bellcrank	1
6	81987	(000000-) Bellcrank	1
7	23683	(000000-) Pin, Clevis	1
8	32486	(000000-) Washer, Flat, .50 Sae	1
9	08182	(000000-) Pin, Cotter	1
10	81983	(000000-) Linkage Wldt, Valve	1
11	36376	(000000-) Pin, Clevis	1
12	76782	(000000-) Pin, Clevis	1
13	08170	(000000-) Pin, Cotter	2
14	383806	(000000-) Valve, Hyd Cntrl Man (See Breakdowns)	1
15	44869	(000000-) Fitting, Hyd, Str	2
16	45482	(000000-) Fitting, Hyd, Tee	1
17	57979	(000000-) Fitting, Hyd, Str	1
18	56820	(000000-) Fitting, Hyd, Elbow	2
19	06949	(000000-) Screw, Hex, M06-1.0 X 50, 8.8	2
20	32490	(000000-) Washer, Flat, .25 Hard	2
21	08708	(000000-) Nut, Hex, Lock, M06-1.0, NI	2

Factory Cleaning Equipment, Inc.
800.793.5121
www.thesweeper.com

Fig. 19 - Front Wheel Pivot Group

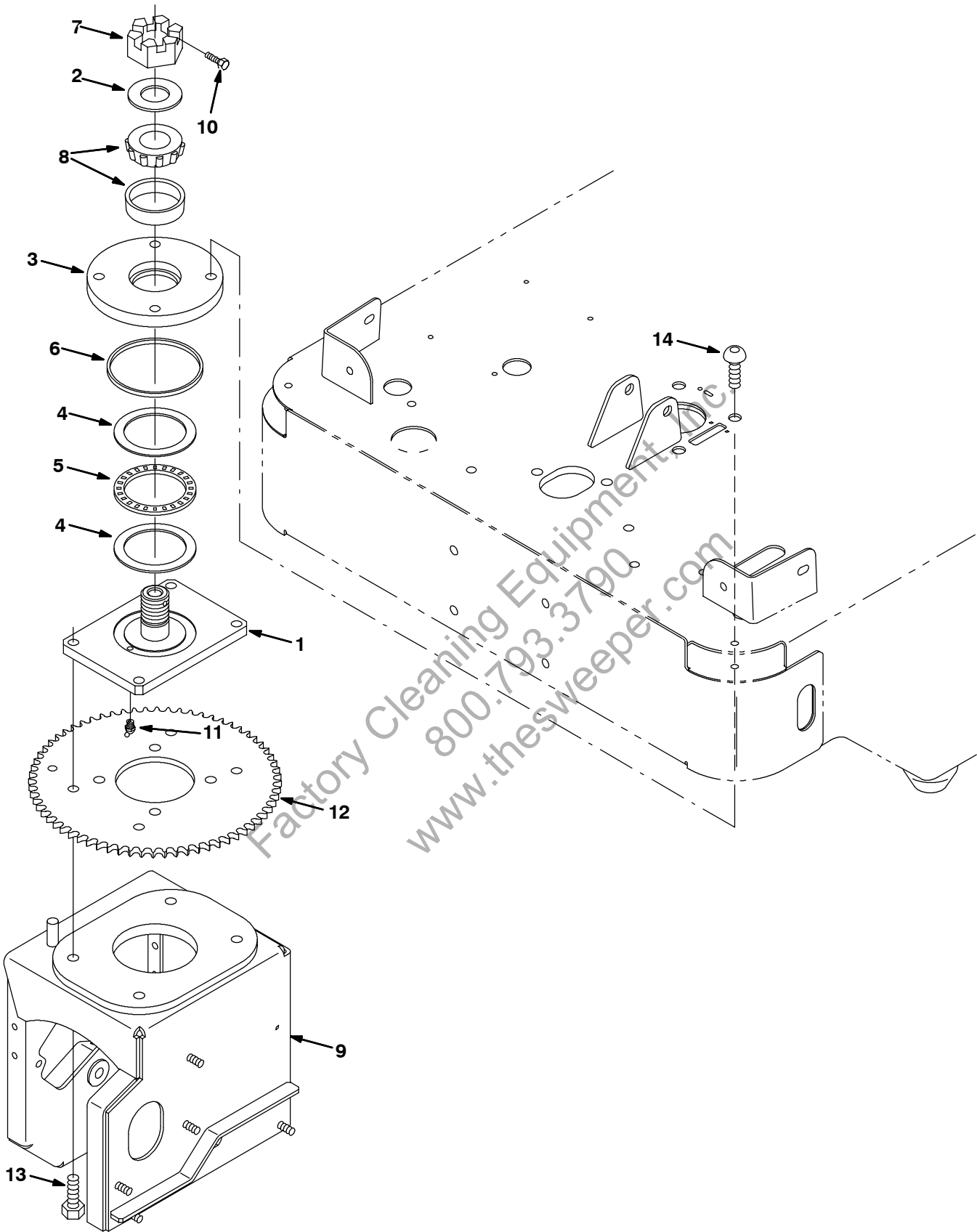


Fig. 19 - Front Wheel Pivot Group

Ref.	Tennant Part No.	Machine Serial Number	Description	Qty.
1	83044	(000000-) Plate Wldt, Swivel	1
2	223153	(000000-) Washer	1
3	223157	(000000-) Plate, Swivel	1
4	223161	(000000-) Washer, Thrust	2
5	223154	(000000-) Bearing, Needle	1
6	223160	(000000-) Seal, Ring	1
7	223159	(000000-) Nut, Hexslot 1.25-12	1
8	49225	(000000-) Bearing, Cup & Cone Assy	1
9	384405	(000000-) Housing Wldt, Wheel, Front	1
10	361339	(000000-) Screw, Hex 6X 1.0 16 Pltd	1
11	08407	(000000-) Fitting, Grease	1
12	385650	(000000-) Sprocket, Steering, Drive	1
13	41346	(000000-) Screw, Hex, M12-1.75 X 30, 8.8	4
14	83097	(000000-) Scr-Butn M12X1.75 25 Nylonlo	4

Factory Cleaning Equipment, Inc.
 800.793.3790
 www.thesweeper.com

Fig. 20 - Front Drive Wheel Group

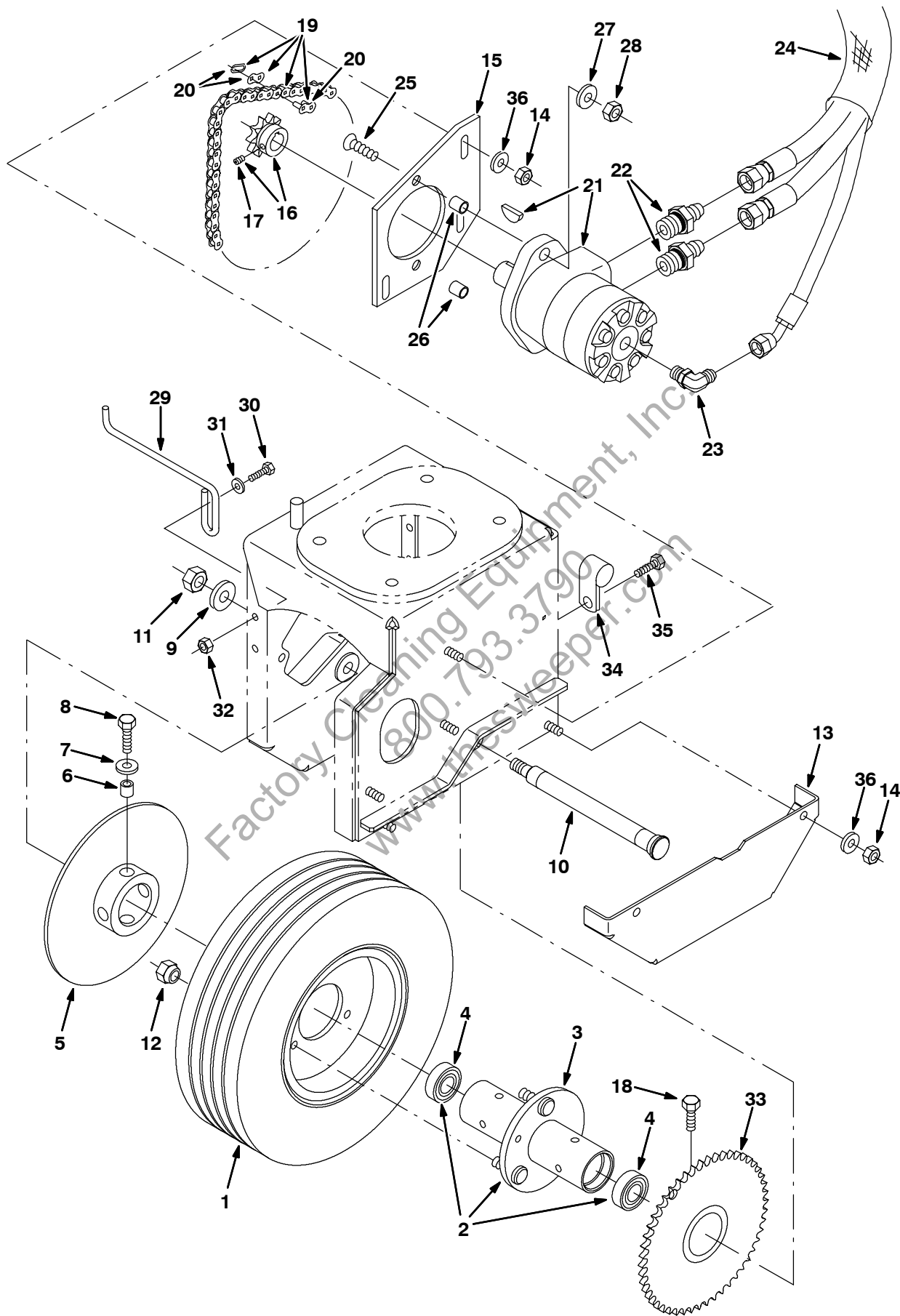


Fig. 20 - Front Drive Wheel Group

Ref.	Tennant Part No.	Machine Serial Number	Description	Qty.
	1	369345	(000000-) Tire & Rim Assy	1
▽	2	83036	(000000-) Bearing Assy, Front Wheel	1
▲	3	83442	(000000-) Housing, Wheel, Front	1
▲	4	369319	(000000-) Bearing, Ball	2
	5	83059	(000000-) Disc Wldt, Brake 8.0 Dia X .18	1
	6	222460	(000000-) Sleeve	4
	7	39349	(000000-) Washer, Flat, .31 Sae	4
	8	39277	(000000-) Screw, Hex, M08-1.25 X 25, 8.8	4
	9	32486	(000000-) Washer, Flat, .50 Sae	1
	10	83069	(000000-) Axle, Wheel, Front	1
	11	08711	(000000-) Nut, Hex, Lock, M12-1.75,NI	1
	12	11109	(000000-) Nut, Wheel, .44-20 X 60 Angle	3
	13	384408	(000000-) Guard, Chain	1
	14	08709	(000000-) Nut, Hex, Lock, M08-1.25,NI	5
	15	83443	(000000-) Plate, Mtg	1
▽	16	83440	(000000-) Sprocket, #40 12T 1.00 Id	1
▲	17	39327	(000000-) Screw, Set, .25-20 X 0.31, Soc	2
	18	16931	(000000-) Screw, Hex, M08-1.25 X 20, 8.8	4
▽	19	83444	(000000-) Chain, Q-Ring, Rlr, #40 X 51 P	1
▲	20	83099	(000000-) Link Connection	1
	21	83448	(000000-) Motor, Hyd Gear (See Breakdowns)	1
	22	47508	(000000-) Fitting, Hyd, Str	2
	23	77097	(000000-) Fitting, Hyd, Elbow	1
	24	75028	(000000-) Sleeve	1
	25	06535	(000000-) Screw, Flat, M10-1.5 X 35,10.9	2
	26	83521	(000000-) Sleeve	2
	27	32485	(000000-) Washer, Flat, .38 Sae	2
	28	41430	(000000-) Nut, Hex, Lock, M10-1.5, NI	2
	29	83525	(000000-) Rod, Hose Support	2
	30	06943	(000000-) Screw, Hex, M06-1.0 X 20, 8.8	4
	31	32483	(000000-) Washer, Flat, .25 Sae	4
	32	07790	(000000-) Nut, Hex, Flange, M06-1.0	4
	33	83445	(000000-) Sprocket Wldt, Ic	1
	34	09570	(000000-) Clamp, Strap	1
	35	74455	(000000-) Screw, Hex Forming	1
	36	41186	(000000-) Washer, Belleville .31 Pltd	5

Fig. 21 - Front Brake Linkage Group

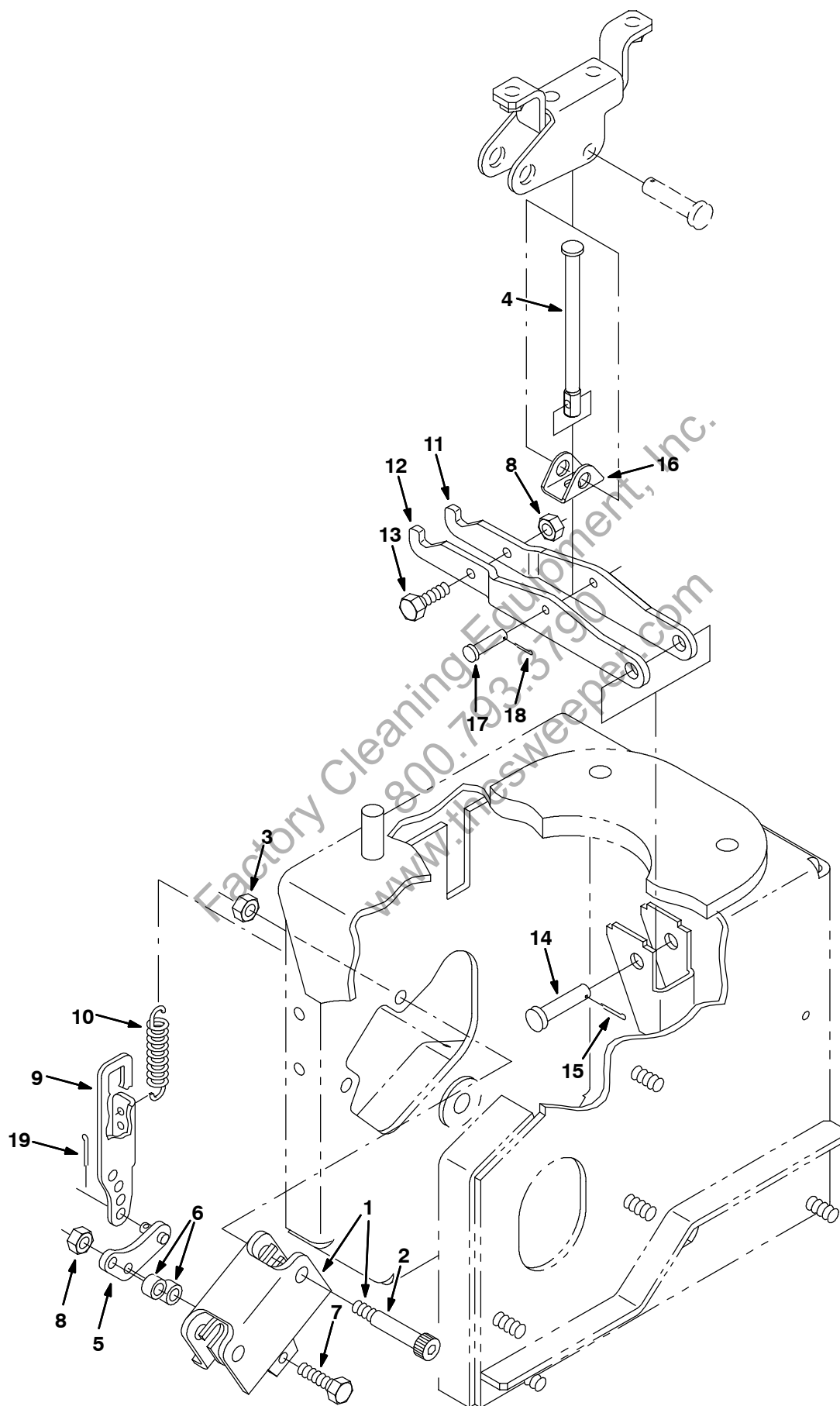


Fig. 21 - Front Brake Linkage Group

	Ref.	Tennant Part No.	Machine Serial Number	Description	Qty.
▽	1	83134	(000000-) Caliper, Brake 6.5 - 8.0 Dia	1
▲		83420	(000000-) Brake Kit, Disc	1
▲	2	83041	(000000-) Scr-Shld .375 X 1.50L .31-18	2
	3	01760	(000000-) Nut, Hex, Lock, .31-18, NI	2
	4	81685	(000000-) Link, Brake, Upper	1
	5	83137	(000000-) Arm Wldt, Brake Ext	1
	6	360801	(000000-) Sleeve	2
	7	06944	(000000-) Screw, Hex, M06-1.0 X 25, 8.8	2
	8	08708	(000000-) Nut, Hex, Lock, M06-1.0, NI	3
	9	83136	(000000-) Link, Brake	1
	10	75575	(000000-) Spring, Tension	1
	11	83138	(000000-) Arm, Brake, Lift, Rh	1
	12	83139	(000000-) Arm, Brake, Lift, Lh	1
	13	06943	(000000-) Screw, Hex, M06-1.0 X 20, 8.8	1
	14	29558	(000000-) Pin, Clevis	1
	15	39005	(000000-) Pin, Cotter	1
	16	390868	(000000-) Channel, Brake, Link, Upper	1
	17	36191	(000000-) Pin, Clevis	1
	18	08170	(000000-) Pin, Cotter	1
	19	39005	(000000-) Pin, Cotter	1

Factory Cleaning Equipment, Inc.
800.793.3790
www.thesweeper.com

Fig. 22 - Directional Pedal Group

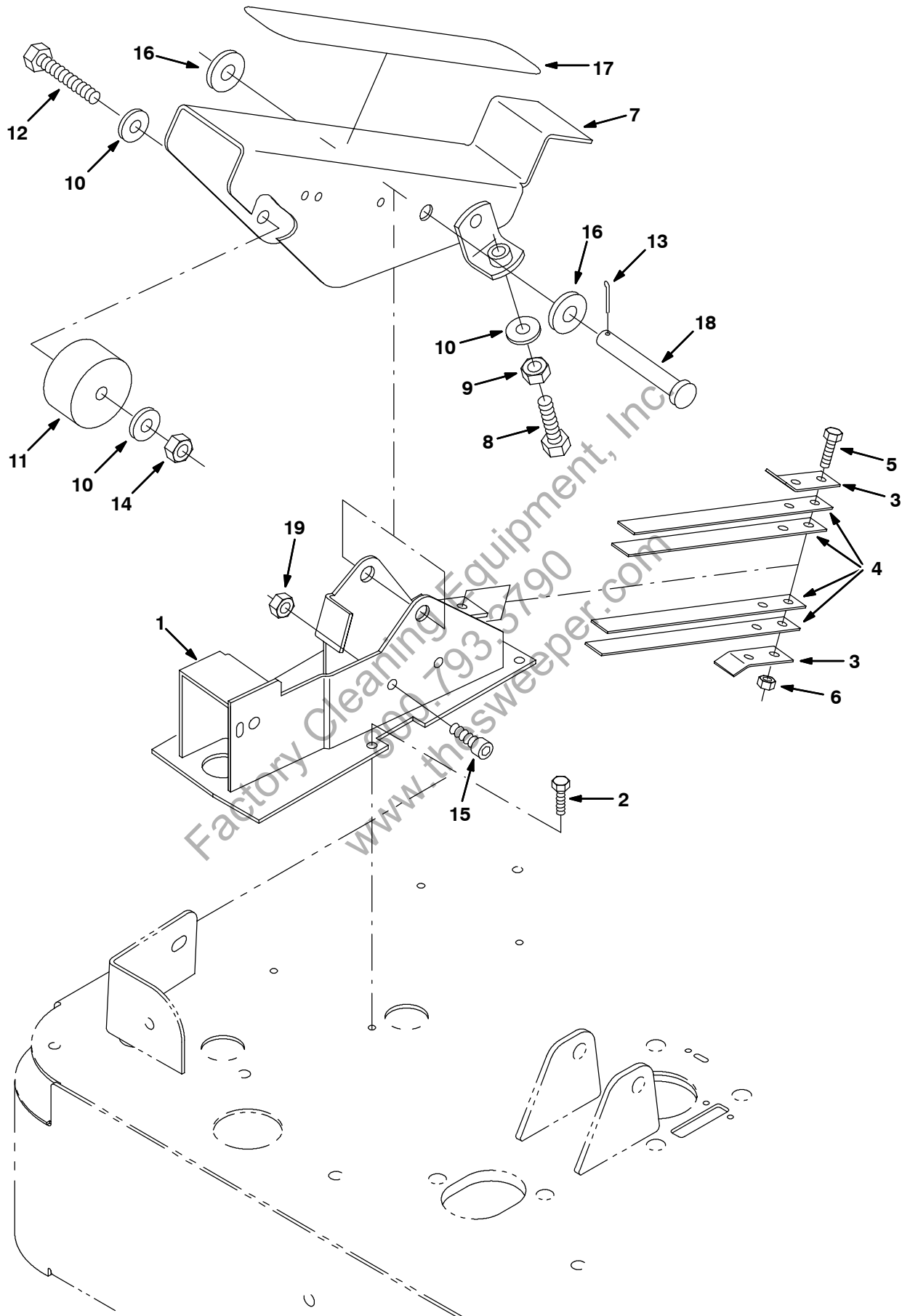


Fig. 22 - Directional Pedal Group

Ref.	Tennant Part No.	Machine Serial Number	Description	Qty.
1	81569	(000000-) Plate Wldt, Control	1
2	74455	(000000-) Screw, Hex, Fmg, M06-1.0 X 12	4
3	223601	(000000-) Retainer, Spring	2
4	223600	(000000-) Strip, Control Spring	4
5	06944	(000000-) Screw, Hex, M06-1.0 X 25, 8.8	2
6	08708	(000000-) Nut, Hex, Lock, M06-1.0, NI	2
7	223320	(000000-) Pedal, Accelerator	1
8	39284	(000000-) Screw, Hex, M10-1.5 X 35, 8.8	1
9	39312	(000000-) Nut, Hex, Std, M10-1.5	1
10	32485	(000000-) Washer, Flat, .38 Sae	3
11	87725	(000000-) Spacer	1
12	06963	(000000-) Screw, Hex, M10-1.5 X 60, 8.8	1
13	08182	(000000-) Pin, Cotter	1
14	41430	(000000-) Nut, Hex, Lock, M10-1.5, NI	1
15	49609	(000000-) Screw, Soc, M08 X 1.25 X 16, 12.9	2
16	32486	(000000-) Washer, Flat, .50 Sae	1
17	82839	(000000-) Pad	1
18	06474A	(000000-) Pin, Clevis	1
19	08709	(000000-) Nut, Hex, Lock, M08 X 1.25, NI	2

Factory Cleaning Equipment, Inc.
800.793.3790
www.thesweeper.com

Fig. 23 - Rear Wheel Group

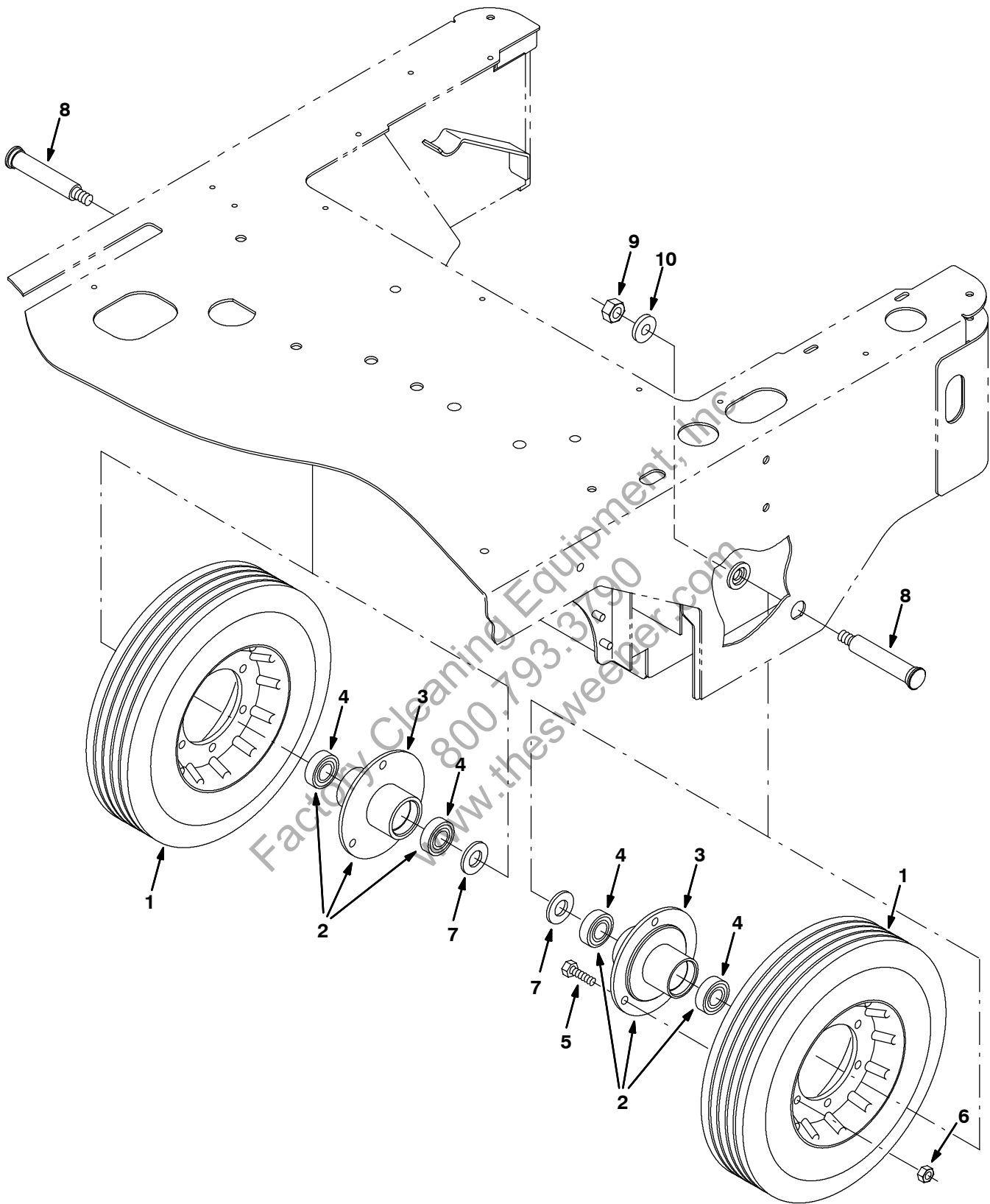


Fig. 23 - Rear Wheel Group

Ref.	Tennant Part No.	Machine Serial Number	Description	Qty.
1	81681	(000000-) Wheel Assy, Rear, Solid	2
▽ 2	83033	(000000-) Bearing Assy, Rear Wheel	2
▲ 3	384451	(000000-) Housing Wldt, Wheel, Rear	1
▲ 4	369319	(000000-) Bearing, Ball	2
5	39277	(000000-) Screw, Hex, M08-1.25 X 25, 8.8	6
6	08709	(000000-) Nut, Hex, Lock, M08-1.25,NI	6
7	49145	(000000-) Washer	2
8	81682	(000000-) Pin, Axle, Rear	2
9	08711	(000000-) Nut, Hex, Lock, M12-1.75,NI	2
10	32486	(000000-) Washer, Flat, .50 Sae	2

Factory Cleaning Equipment, Inc.
800.793.3790
www.thesweeper.com

Fig. 24 - Brake Pedal Group

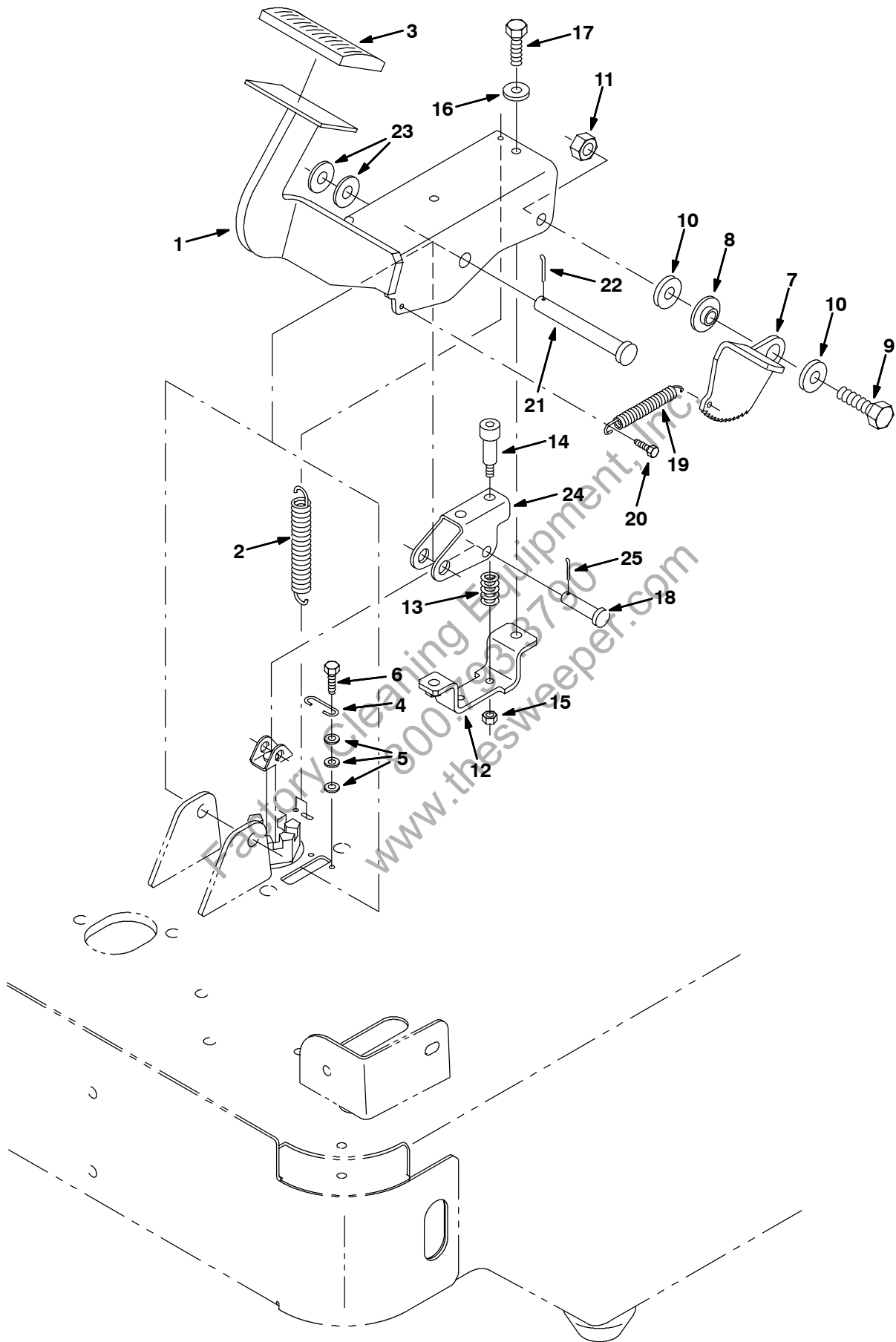


Fig. 24 - Brake Pedal Group

Ref.	Tennant Part No.	Machine Serial Number	Description	Qty.
1	83140	(000000-) Pedal Wldt, Brake	1
2	363981	(000000-) Spring, Ext, .50D .037W 3.00L	1
3	51109	(000000-) Pad	1
4	97031	(000000-) Spring, Parking Brake	1
5	19066	(000000-) Washer, Flat, #10	6
6	223198	(000000-) Screw, Hex	2
7	83149	(000000-) Pedal, Brake Lock	1
8	363087	(000000-) Spacer, Flanged	1
9	03192	(000000-) Screw, Hex, M10-1.5 X 30, 8.8	1
10	32492	(000000-) Washer, Flat, .38 Hard	2
11	41430	(000000-) Nut, Hex, Lock, M10-1.5, NI	1
12	392966	(000000-) Channel, Mtg, Spring	1
13	81672	(000000-) Spring, Compression	2
14	16213	(000000-) Bolt, Shld .31D X 1.00, .25-20	2
15	75934	(000000-) Nut, Hex, Lock, .25-20, NI	2
16	32483	(000000-) Washer, Flat, .25 Sae	2
17	12274	(000000-) Screw, Hex, M06-1.0 X 20, NI	2
18	29558	(000000-) Pin, Clevis	1
19	54745	(000000-) Spring, Tension	1
20	55845	(000000-) Screw, Hex, Fmg, M05-0.8 X 16	1
21	06474A	(000000-) Pin, Clevis	1
22	08182	(000000-) Pin, Cotter	1
23	32486	(000000-) Washer, Flat, .50 Sae	2
24	390867	(000000-) Channel, Mtg, Brake	1
25	39005	(000000-) Pin, Cotter	1

Fig. 25 - Main Brush Skirts Group

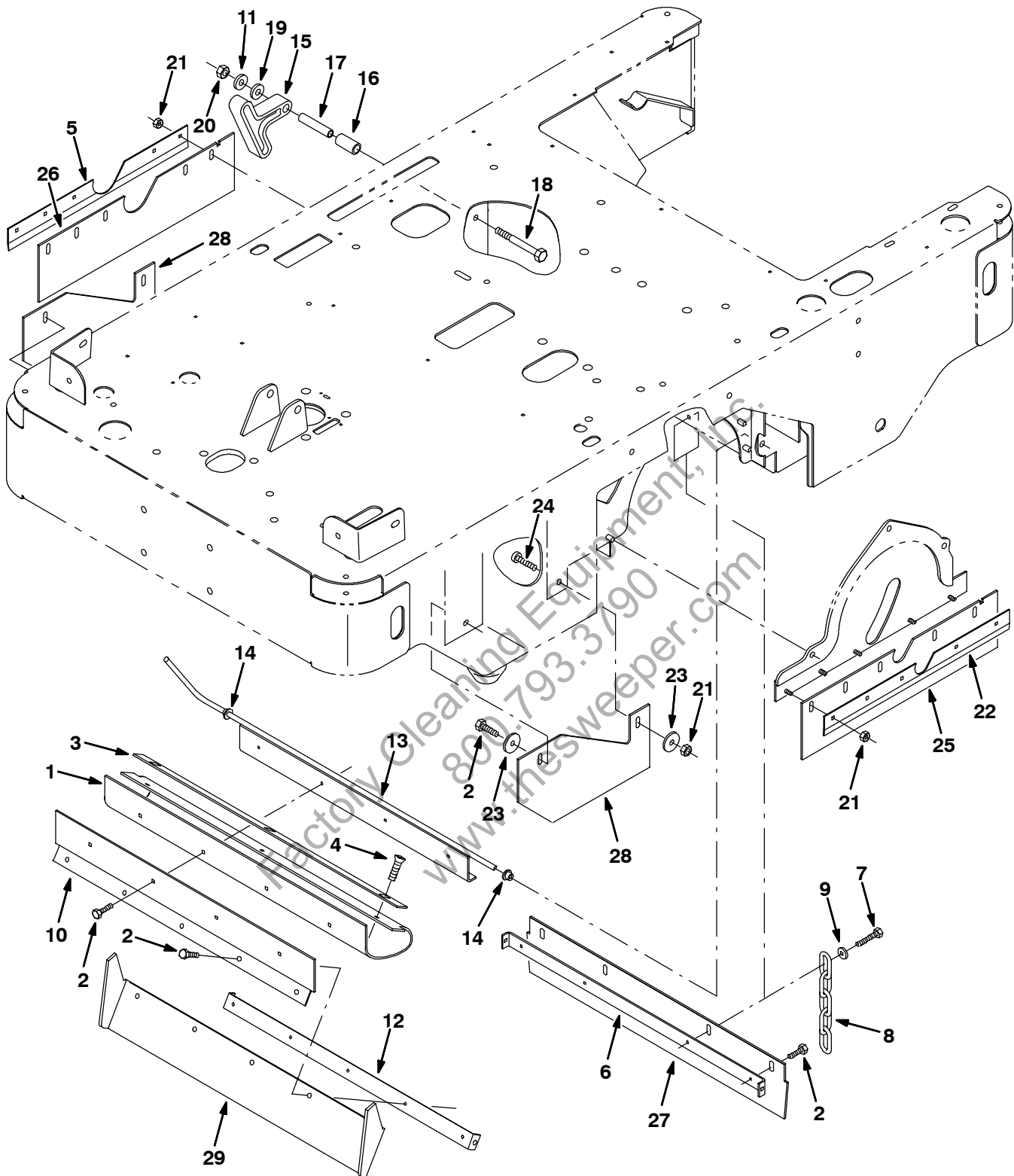


Fig. 25 - Main Brush Skirts Group

Ref.	Tennant Part No.	Machine Serial Number	Description	Qty.
1	81725	(000000-) Skirt, Recirculation	1
2	361339	(000000-) Screw, Hex 6X 1.0 16 Pltd	14
3	81728	(000000-) Retainer, Flap	1
4	360821	(000000-) Screw, Flat, M08-1.25X 16,10.9	4
5	81716	(000000-) Retainer, Recirculation Flap	1
6	81717	(000000-) Retainer, Recirculation Flap	1
7	222159	(000000-) Screw, Hex, Fmg, M06-1.0 X 25	1
8	40758	(000000-) Chain, Link	1
9	32490	(000000-) Washer, Flat, .25 Hard	1
10	81723	(000000-) Bracket, Support, Recirc	1
11	59633	(000000-) Bearing, Thrust, 0.53B 1.00D 0.03W	1
12	81722	(000000-) Strip, Retainer	1
13	81791	(000000-) Support Wldt, Recirculation	1
14	11747	(000000-) Bearing	2
15	81797	(000000-) Lever, Recirc Adj	1
16	81918	(000000-) Spacer	1
17	81719	(000000-) Sleeve, .375B .50D 2.54	1
18	06958	(000000-) Screw, Hex, M08-1.25 X 80, 8.8	1
19	32491	(000000-) Washer, Flat, .31 Hard	1
20	08709	(000000-) Nut, Hex, Lock, M08-1.25,NI	1
21	08712	(000000-) Nut, Hex, Lock, M06-1.0, NI, Ss	12
22	81747	(000000-) Retainer, Recirc, Flap	1
23	30013	(000000-) Washer, Flat, .31 Fender	4
24	223470	(000000-) Screw	2
▽	83119	(000000-) Skirt Kit,	1
▲	25	81748	(000000-) Skirt, Side, L.H.	1
▲	26	81715	(000000-) Skirt, Side, R.H.	1
▲	27	81727	(000000-) Skirt, Recirculation	1
▲	28	83117	(000000-) Skirt, Side	2
▲	29	81726	(000000-) Skirt, Recirculation	1

Fig. 26 - Main Brush Front Flap Group

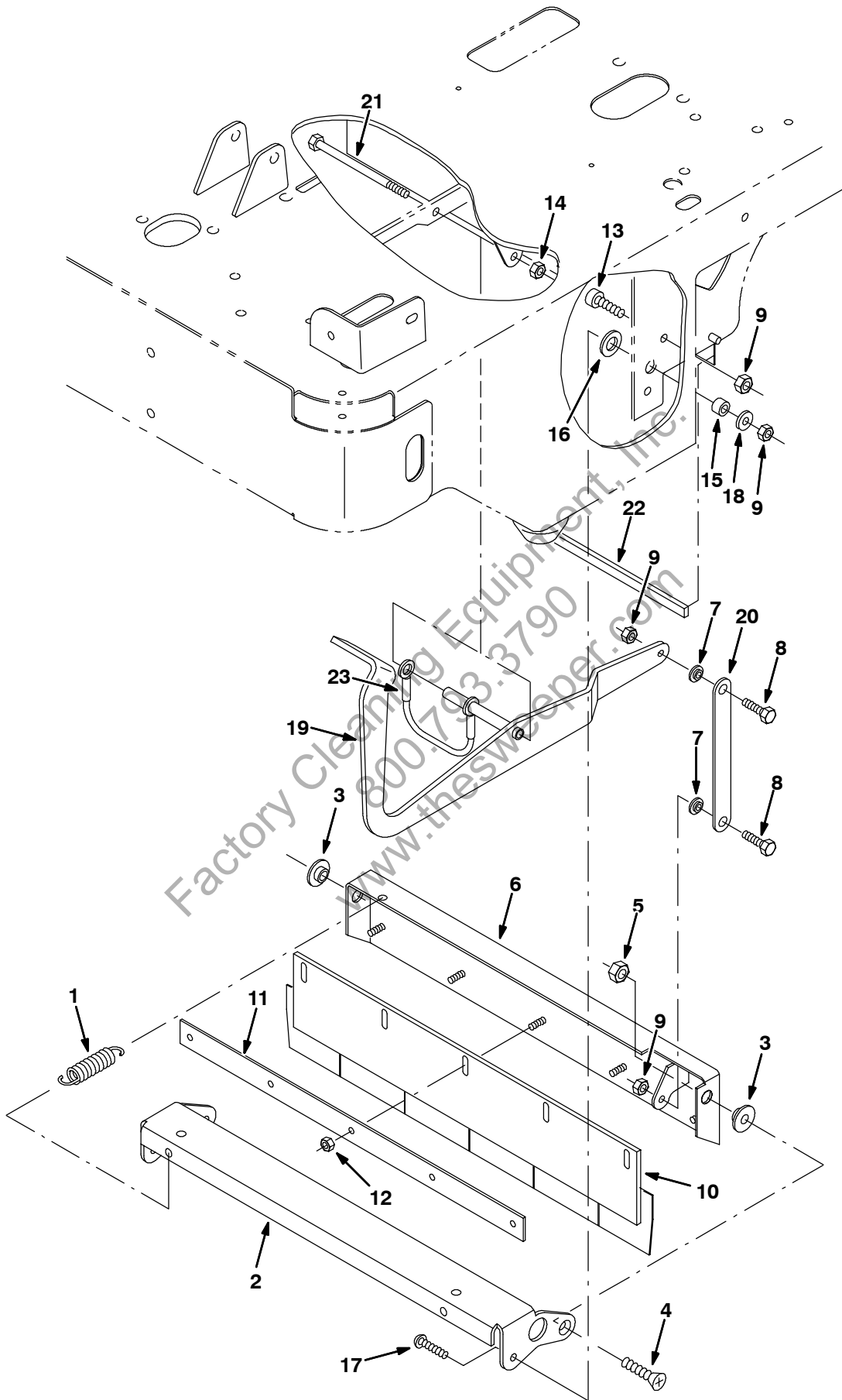


Fig. 26 - Main Brush Front Flap Group

Ref.	Tennant Part No.	Machine Serial Number	Description	Qty.
1	75575	(000000-) Spring, Tension	1
2	81794	(000000-) Bracket, Skirt, Front	1
3	363087	(000000-) Spacer, Flanged	2
4	06535	(000000-) Screw, Flat, M10-1.5 X 35,10.9	2
5	41430	(000000-) Nut, Hex, Lock, M10-1.5, NI	2
6	81736	(000000-) Bracket Wldt, Flap, Front	1
7	01047	(000000-) Retainer	2
8	16931	(000000-) Screw, Hex, M08-1.25 X 20, 8.8	2
9	08709	(000000-) Nut, Hex, Lock, M08-1.25,NI	6
10	81740	(000000-) Skirt, Front	1
11	81734	(000000-) Retainer	1
12	08712	(000000-) Nut, Hex, Lock, M06-1.0, NI, Ss	5
13	49609	(000000-) Screw, Soc, M08-1.25 X 16, Al	2
14	08713	(000000-) Nut, Hex, Lock, M08-1.25,NI, Ss	1
15	222556	(000000-) Sleeve	2
16	20536-1	(000000-) Washer	2
17	223470	(000000-) Screw	2
18	32491	(000000-) Washer, Flat, .31 Hard	2
19	81913	(000000-) Pedal Wldt	1
20	81759	(000000-) Plate, Link, Flap	1
21	16946	(000000-) Screw, Hex, M08-1.25 X150, 8.8	1
22	83425	(000000-) Seal, Foam Rbr, .25 X .50 X 22.63	1
23	87172	(000000-) Cable	1

Fig. 27 - Main Brush Idler Group

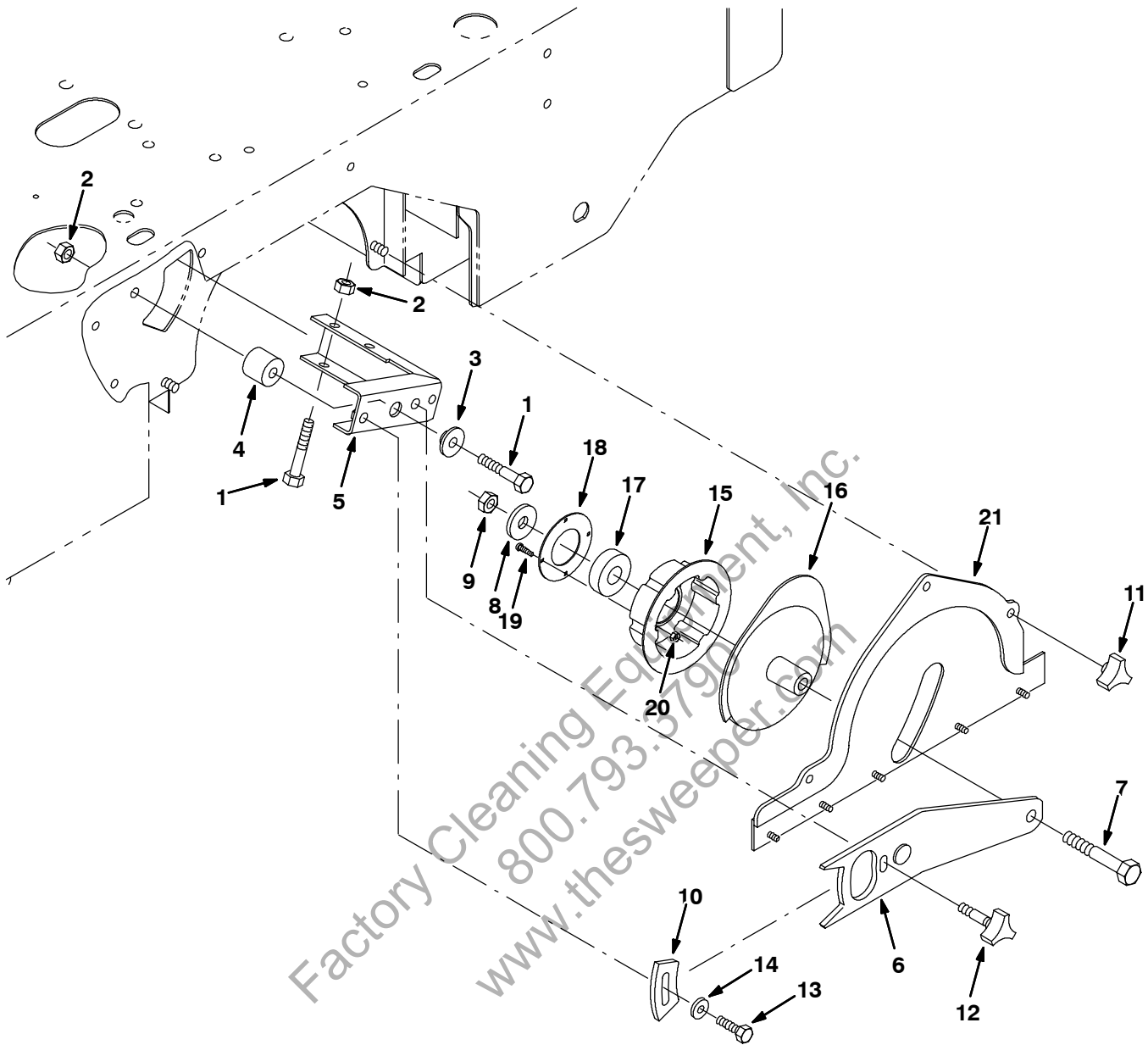


Fig. 27 - Main Brush Idler Group

Ref.	Tennant Part No.	Machine Serial Number	Description	Qty.
1	06963	(000000-) Screw, Hex, M10-1.5 X 60, 8.8	3
2	41430	(000000-) Nut, Hex, Lock, M10-1.5, NI	3
3	363087	(000000-) Spacer, Flanged	1
4	81729	(000000-) Spacer	1
5	81731	(000000-) Bracket, Brush Arm	1
6	81739	(000000-) Plate, Brush Lift	1
7	12138	(000000-) Screw, Hex, M12-1.75 X120, 8.8	1
8	36328	(000000-) Washer, Belleville	1
9	09741	(000000-) Nut, Hex, Lock, M12-1.75,NI,Ss	1
10	81884	(000000-) Plate, Arm Adj	1
11	222470	(000000-) Knob, M8X1.25 Insert	3
12	83189	(000000-) Knob Assy	1
13	39277	(000000-) Screw, Hex, M08-1.25 X 25, 8.8	1
14	32491	(000000-) Washer, Flat, .31 Hard	1
15	81818	(000000-) Plug, Brush, Drive	1
16	81735	(000000-) Plug Wildt	1
17	46390	(000000-) Bearing, Ball	1
18	35836	(000000-) Retainer	1
19	12312	(000000-) Screw, Hex, M05-0.8 X 12, 8.8	4
20	06549	(000000-) Nut, Hex, Lock, M05-0.8, NI	4
21	81775	(000000-) Brush Door Wildt	1

Factory Cleaning Equipment, Inc.
800.793.5700
www.thesweeper.com

Fig. 28 - Main Brush Drive Group

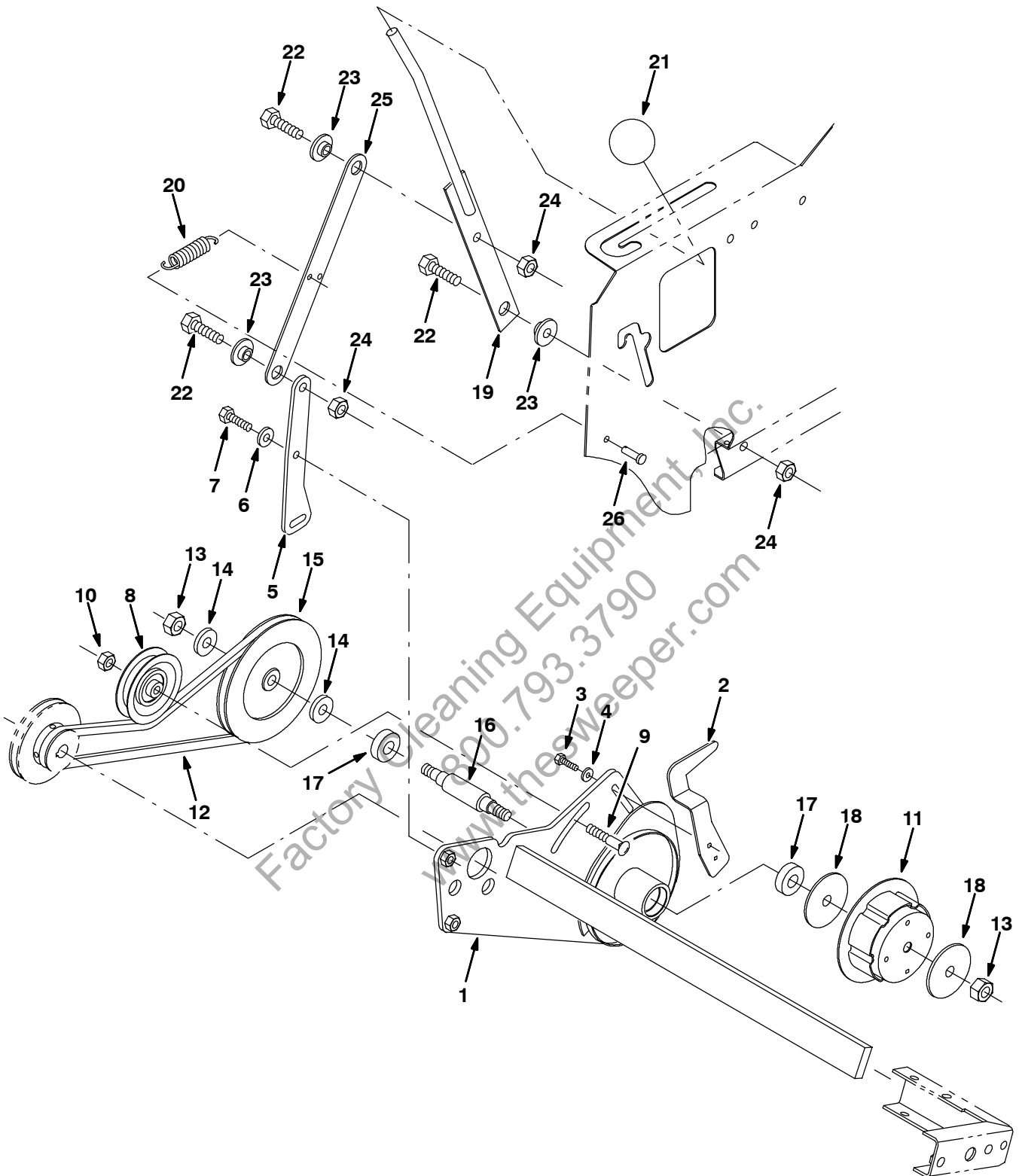


Fig. 28 - Main Brush Drive Group

Ref.	Tennant Part No.	Machine Serial Number	Description	Qty.
1	81780	(000000-) Brush Arm Wldt	1
2	81776	(000000-) Plate, Flap, Rear Adj	1
3	06943	(000000-) Screw, Hex, M06-1.0 X 20, 8.8	2
4	32490	(000000-) Washer, Flat, .25 Hard	4
5	81894	(000000-) Link, Brush Arm	1
6	32491	(000000-) Washer, Flat, .31 Hard	2
7	16931	(000000-) Screw, Hex, M08-1.25 X 20, 8.8	2
8	81710	(000000-) Sheave	1
9	10820	(000000-) Bolt, Carriage, .38-16 X 1.25	1
10	36643	(000000-) Nut, Hex, Lock, .38-16, NI	1
11	81819	(000000-) Plug, Brush Drive, Splined	1
12	81899	(000000-) Belt, 3V	1
13	35846	(000000-) Nut, Hex, Std, .50-13, Lh	2
14	32486	(000000-) Washer, Flat, .50 Sae	2
15	81713	(000000-) Pulley	1
16	81711	(000000-) Shaft, Brush Drive .88Dx5.2L .	1
17	28010	(000000-) Bearing, Ball	2
18	02384	(000000-) Washer	2
19	81769	(000000-) Handle Wldt	1
20	25737	(000000-) Spring, Tension	1
21	81796	(000000-) Knob, Round, Press-On .50	1
22	39283	(000000-) Screw, Hex, M10-1.5 X 25, 8.8	3
23	363087	(000000-) Spacer, Flanged	3
24	41430	(000000-) Nut, Hex, Lock, M10-1.5, NI	2
25	81733	(000000-) Strip, Link, Brush Lift	1
26	46800	(000000-) Pin, Clevis	1

Fig. 29 - Main Brush Drive Shaft Group

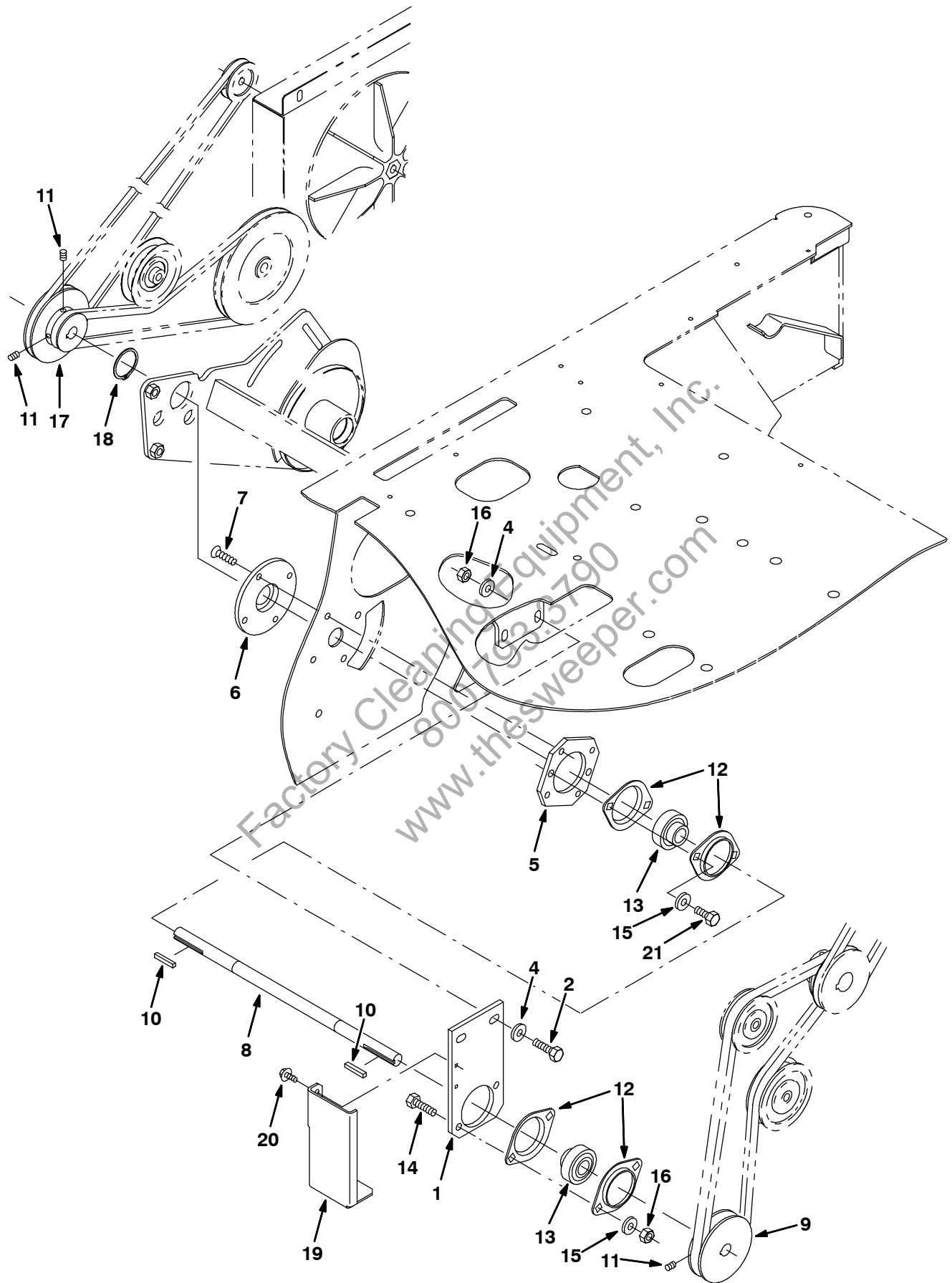


Fig. 29 - Main Brush Drive Shaft Group

Ref.	Tennant Part No.	Machine Serial Number	Description	Qty.
1	83469	(000000-) Plate, Jackshaft Mt.	1
2	76570	(000000-) Screw, Hex, M08-1.25 X 30, 8.8	2
3	08708	(000000-) Nut, Hex, Lock, M06-1.0, NI	2
4	32491	(000000-) Washer, Flat, .31 Hard	4
5	83470	(000000-) Plate, Jackshaft Mt	1
6	81705	(000000-) Pivot, Motor	1
7	07810	(000000-) Screw, Flat, M08-1.25X 25,10.9	4
8	83468	(000000-) Shaft	1
9	83474	(000000-) Sheave, 3V 3.30 Pd.	1
10	00918	(000000-) Key, Square	2
11	09162	(000000-) Screw, Set, M06-1.0 X 8, NI	4
12	35973	(000000-) Flange, Bearing	4
13	25887	(000000-) Bearing	2
14	16931	(000000-) Screw, Hex, M08-1.25 X 20, 8.8	2
15	39349	(000000-) Washer, Flat, .31 Sae	4
16	08709	(000000-) Nut, Hex, Lock, M08-1.25,NI	4
17	81832	(000000-) Sheave, Combination, 3L	1
18	81798	(000000-) Ring, Retaining, 32Mm	1
19	384422	(000000-) Bracket, Guard, Hose	1
20	361339	(000000-) Screw, Hex 6 X 1.0 16 Pltd	2
21	50388	(000000-) Screw, Hex, M08-1.25 X 12, 8.8	2

Factory Cleaning Equipment, Inc.
 800.793.5700
 www.thesweeper.com

Fig. 30 - Side Brush Lift Group

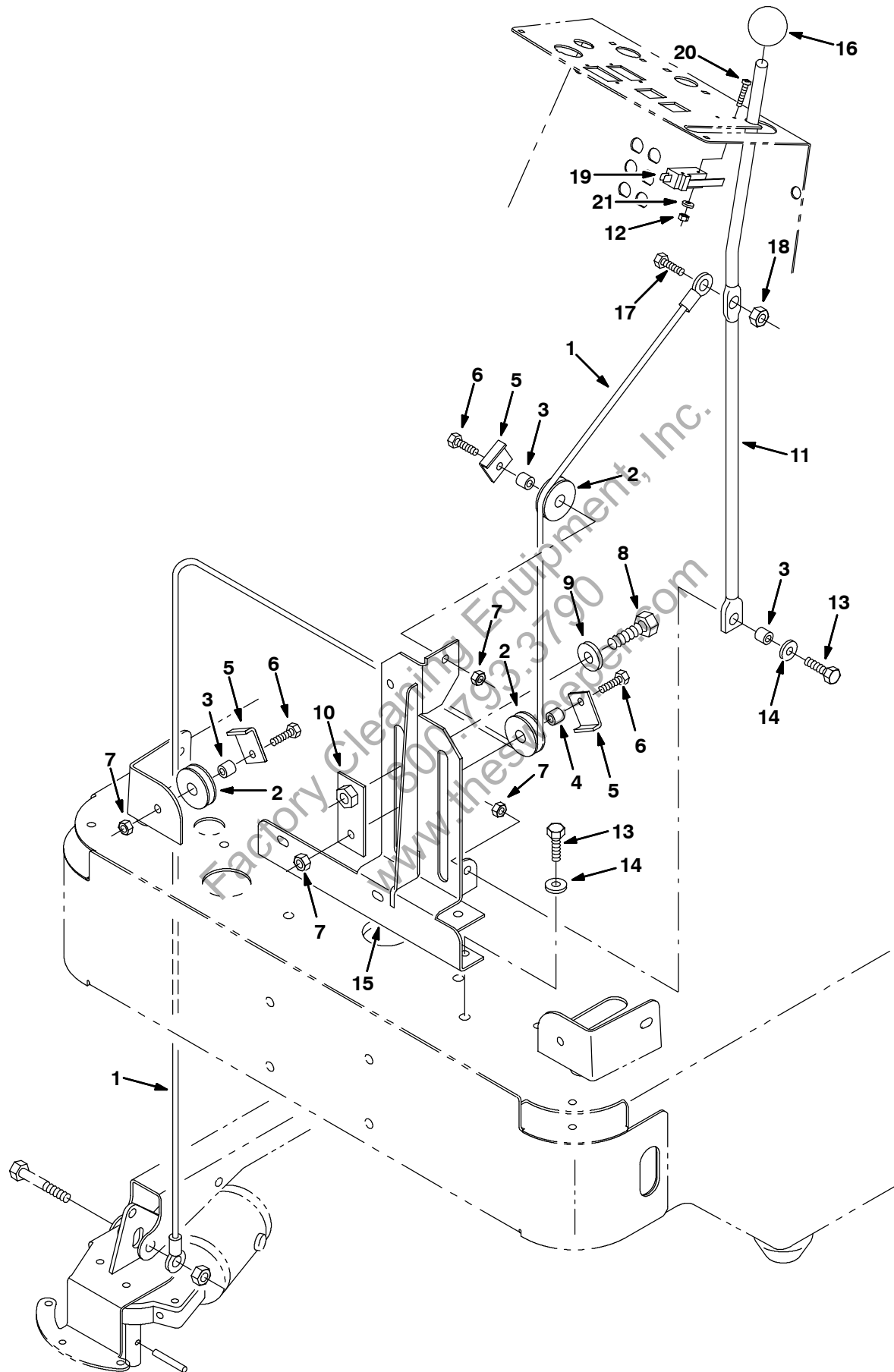


Fig. 30 - Side Brush Lift Group

Ref.	Tennant Part No.	Machine Serial Number	Description	Qty.
1	81795	(000000-) Cable, Sidebrush Lift Rh	1
2	369781	(000000-) Pulley, Cable, 1.5d, Nyl	3
3	222460	(000000-) Sleeve	3
4	80395	(000000-) Sleeve	1
5	54400	(000000-) Angle	3
6	76570	(000000-) Screw, Hex, M08-1.25 X 30, 8.8	3
7	08709	(000000-) Nut, Hex, Lock, M08-1.25, NI	4
8	06967	(000000-) Scr Hex M12X1.75 20	1
9	32493	(000000-) Washer, Flat, .50 Hard	1
10	81955	(000000-) Plate, Sidebrush Lift	1
11	81956	(000000-) Handle	1
12	01754	(000000-) Nut, Hex, Std, M03-0.5	2
13	39277	(000000-) Screw, Hex, M08-1.25 X 25, 8.8	4
14	32491	(000000-) Washer, Flat, .31 Hard	4
15	81959	(000000-) Support Wldt, Side Brush	1
16	81796	(000000-) Knob, Round, Press On .50	1
17	06944	(000000-) Screw, Hex, M06-1.0 X 25, 8.8	1
18	08708	(000000-) Nut, Hex, Lock, M06-1.0, NI	1
19	398525	(000000-) Switch, Micro, Spdt	1
20	06923	(000000-) Screw, Pan, M03-0.5 X 25, 4.8	2
21	39658	(000000-) Washer, Lock, Int, #04	2

Factory Cleaning
800.793.5111
www.thesweeper.com

Fig. 31 - Side Brush Motor Group

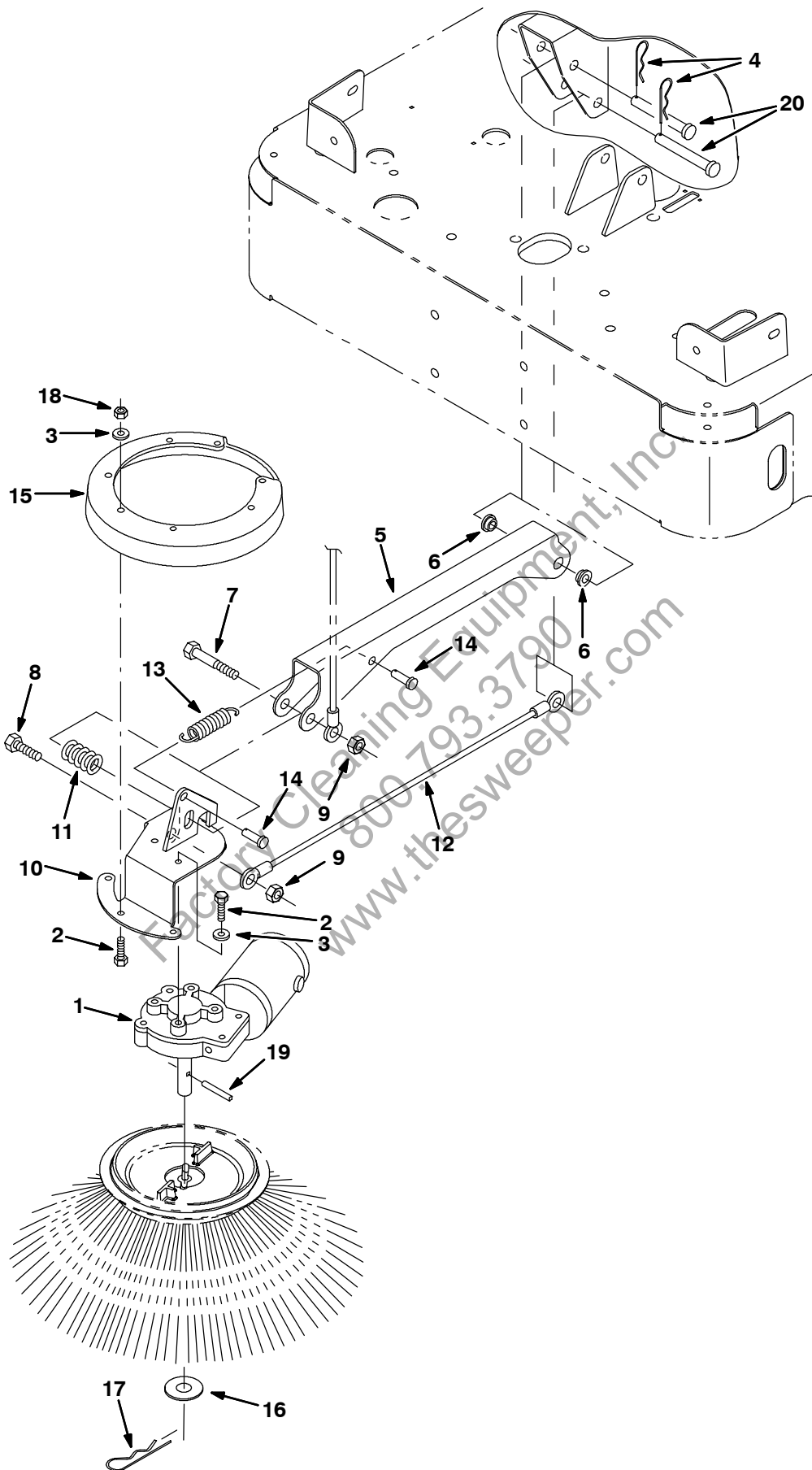


Fig. 31 - Side Brush Motor Group

Ref.	Tennant Part No.	Machine Serial Number	Description	Qty.
▽ 1	379213	(000000-) Motor, Electric, 12V	1
▲	81919	(000000-) Brush&Spring Assy Se	1
▲	80127	(000000-) Cap, Brush	2
▲	369795	(000000-) Brushholder	2
▲	369796	(000000-) Clip	2
2	15678	(000000-) Screw, Hex, M06-1.0 X 16, Ss	9
3	01684	(000000-) Washer, Flat, .25 Ss	9
4	44906	(000000-) Pin, Hair Cotter	2
5	81783	(000000-) Channel, Mtg, Sidebrush	1
6	15648	(000000-) Bearing, Flange	2
7	06972	(000000-) Screw, Hex, M12-1.75 X 60, 8.8	1
8	41345	(000000-) Screw, Hex, M12-1.75 X 25, 8.8	1
9	08711	(000000-) Nut, Hex, Lock, M12-1.75, NI	2
10	81786	(000000-) Bracket Wldt, Sidebrush	1
11	87242	(000000-) Spring, Die .50 Id 1.00 Od 1.25	1
12	81784	(000000-) Cable, Sidebrush	1
13	15047	(000000-) Spring, Extension	1
14	39019	(000000-) Pin, Clevis	2
15	81822	(000000-) Guard, Sidebrush	1
16	04400	(000000-) Washer, Flat, M16, 17 X30X3Ss	1
17	02942	(000000-) Pin, Hair Cotter	1
18	08712	(000000-) Nut, Hex, Lock, M06-1.0, NI, Ss	5
19	11516	(000000-) Pin	1
20	06279	(000000-) Pin, Clevis	2

Fig. 32 - Vacuum Fan Group

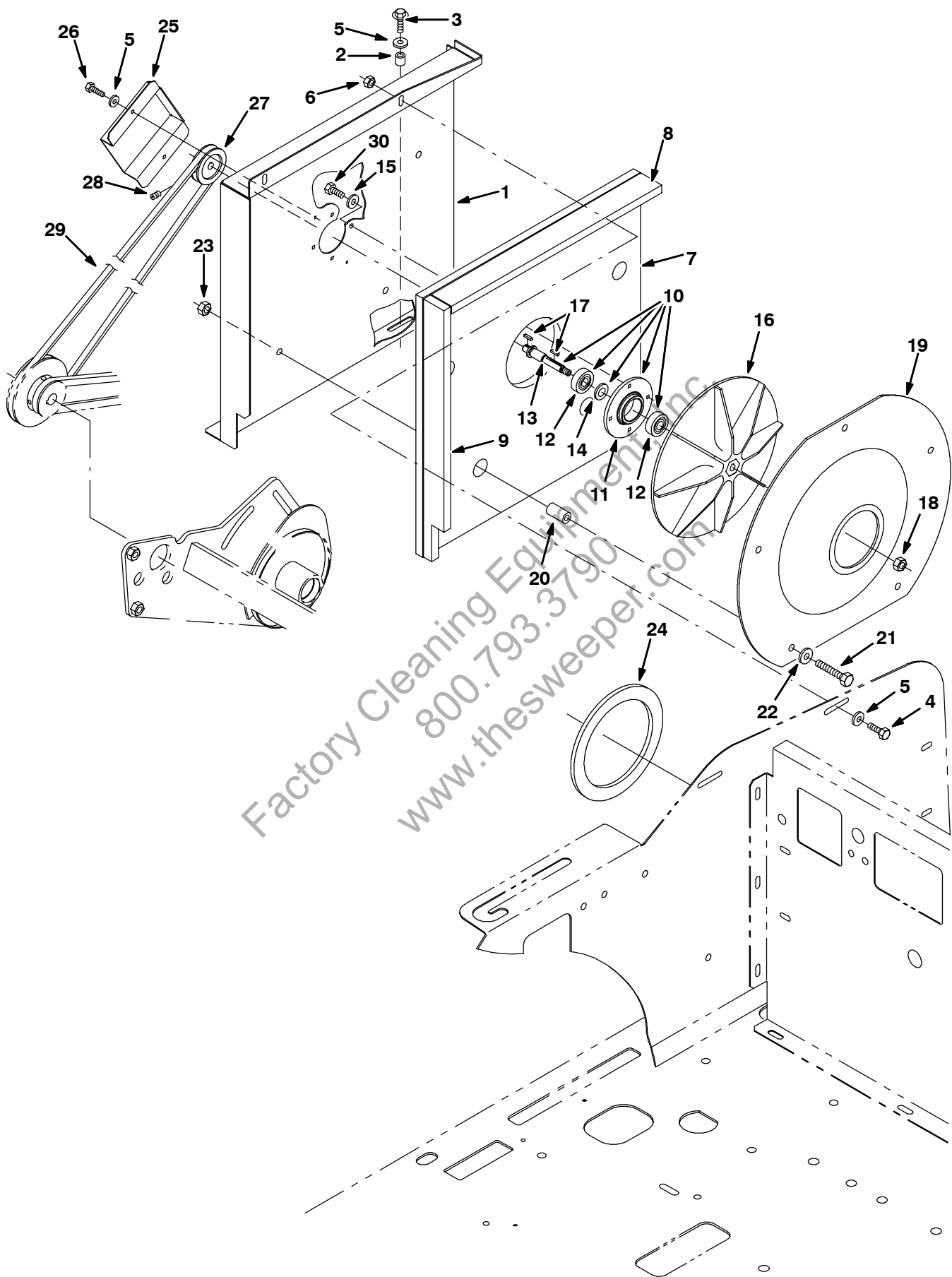


Fig. 32 - Vacuum Fan Group

Ref.	Tennant Part No.	Machine Serial Number	Description	Qty.	
1	81848	(000000-) Plate, Housing, Bearing	1	
2	222460	(000000-) Sleeve	2	
3	222159	(000000-) Screw, Hex, Fmg, M06-1.0 X 25	2	
4	06942	(000000-) Screw, Hex, M06-1.0 X 16, 8.8	2	
5	32490	(000000-) Washer, Flat, .25 Hard	4	
6	08708	(000000-) Nut, Hex, Lock, M06-1.0, NI	2	
7	81843	(000000-) Insulation, Acoustic	1	
8	81844	(000000-) Insulation, Acoustic	1	
9	81845	(000000-) Insulation, Acoustic	1	
▽	10	83038	(000000-) Bearing Assy, Vac Fan	1
▲	11	81838	(000000-) Housing, Bearing	1
▲	12	81830	(000000-) Bearing, Ball	2
▲	13	81828	(000000-) Shaft, Fan	1
▲	14	41722	(000000-) Washer, .516B .90D .07Cr	1
	15	41185	(000000-) Washer, Belleville, .25	4
	16	81890	(000000-) Impeller, 9.06 D X 0.375 B	1
	17	00960	(000000-) Key, Square	2
	18	87299	(000000-) Nut, Hex, Flexlock, .31-24	1
	19	81842	(000000-) Plate, Inlet, Fan (Painted)	1
	20	363301	(000000-) Tube	5
	21	39278	(000000-) Screw, Hex, M08-1.25 X 50, 8.8	5
	22	32491	(000000-) Washer, Flat, .31 Hard	5
	23	08709	(000000-) Nut, Hex, Lock, M08-1.25, NI	5
	24	81891	(000000-) Seal, Vac Fan	1
	25	81917	(000000-) Guard, Fan Sheave	1
	26	87308	(000000-) Screw, Hex	2
	27	83541	(000000-) Sheave, 3L, 1G, 1.621Pd, 0.375ld	1
	28	39391	(000000-) Screw, Set, M06-1.0 X 6, Soc	2
	29	81840	(000000-) Belt, V, 3L610	1
	30	11635	(000000-) Screw, Hex, M06-1.0 X 12, Ss	4

Fig. 33 - Vacuum Fan Box Group

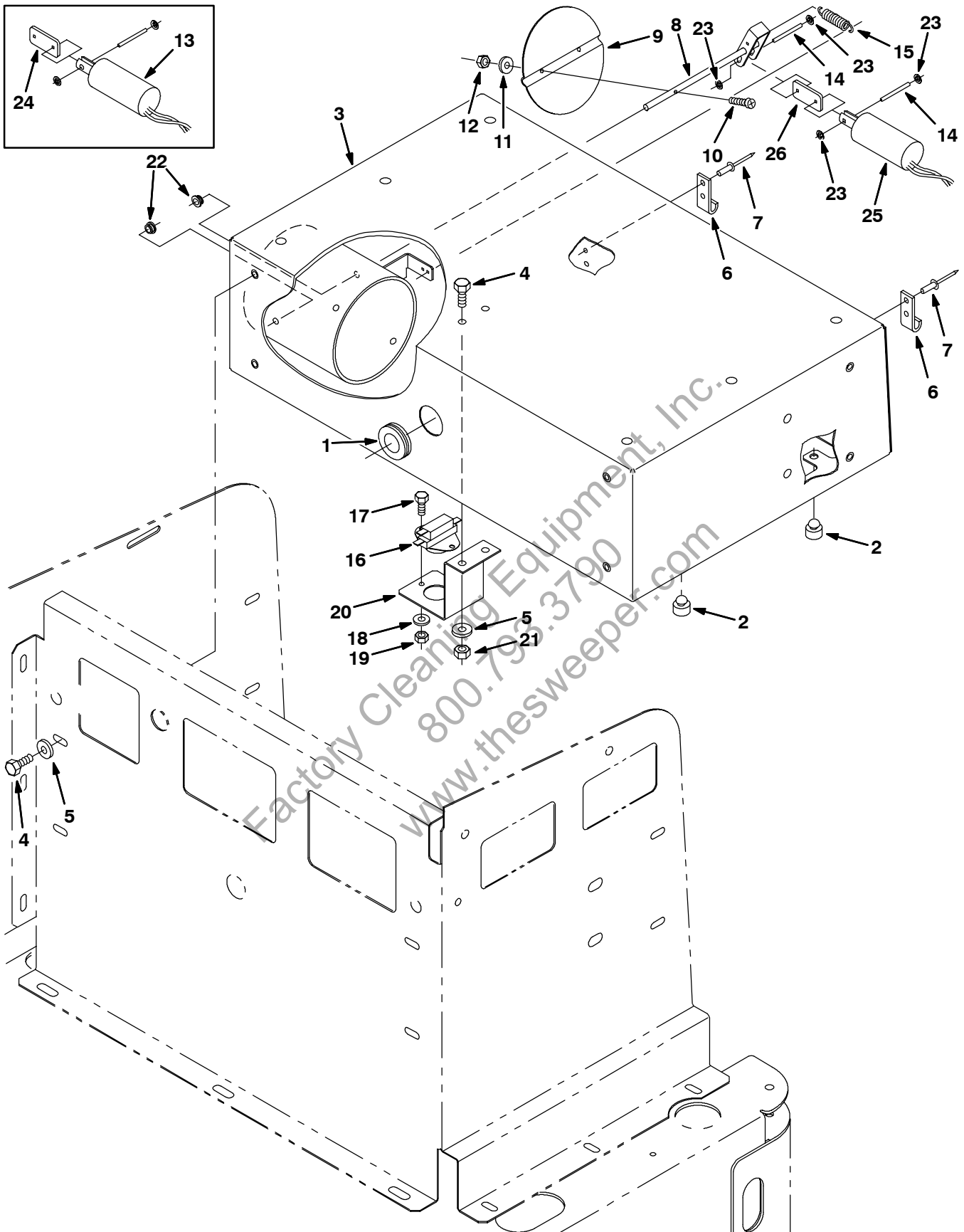


Fig. 33 - Vacuum Fan Box Group

Ref.	Tennant Part No.	Machine Serial Number	Description	Qty.
1	81697	(000000-) Grommet, Rubber	1
2	83165	(000000-) Bumper, Rubber	3
3	81691	(000000-) Box Assy, Vacuum W/Label	1
4	06942	(000000-) Screw, Hex, M06-1.0 X 16, 8.8	10
5	32490	(000000-) Washer, Flat, .25 Hard	10
6	81816	(000000-) Bracket, Latch	2
7	06524	(000000-) Rivet, Pop	6
8	384403	(000000-) Rod, Damper	1
9	384114	(000000-) Plate, Damper	1
10	09146	(000000-) Screw, Pan	2
11	32975	(000000-) Washer, Lock	2
12	07807	(000000-) Nut, Hex M3 Ss	2
13	384169	(000000-002257) Kit, Ci, Sloenoid, Damper	1
14	384410	(000000-) Pin, Pivot	2
15	378769	(000000-) Spring, Tension	1
16	367679	(000000-) Thermostat, Spdt	1
17	09206	(000000-) Screw, Hex M4	2
18	19065	(000000-) Washer, Flat	2
19	02850	(000000-) Nut, M4	2
20	81963	(000000-) Bracket, Mount	1
21	08708	(000000-) Nut, M6	2
22	80921	(000000-) Bearing, Snap-In	2
23	384411	(000000-) Retainer	4
24	384440	(000000-002257) Link	1
25	384464	(002258-) Solenoid, 12 Vdc, Damper	1
26	384496	(002258-) Link, .12T 0.7W 1.5LL	1

Fig. 34 - Hopper Group

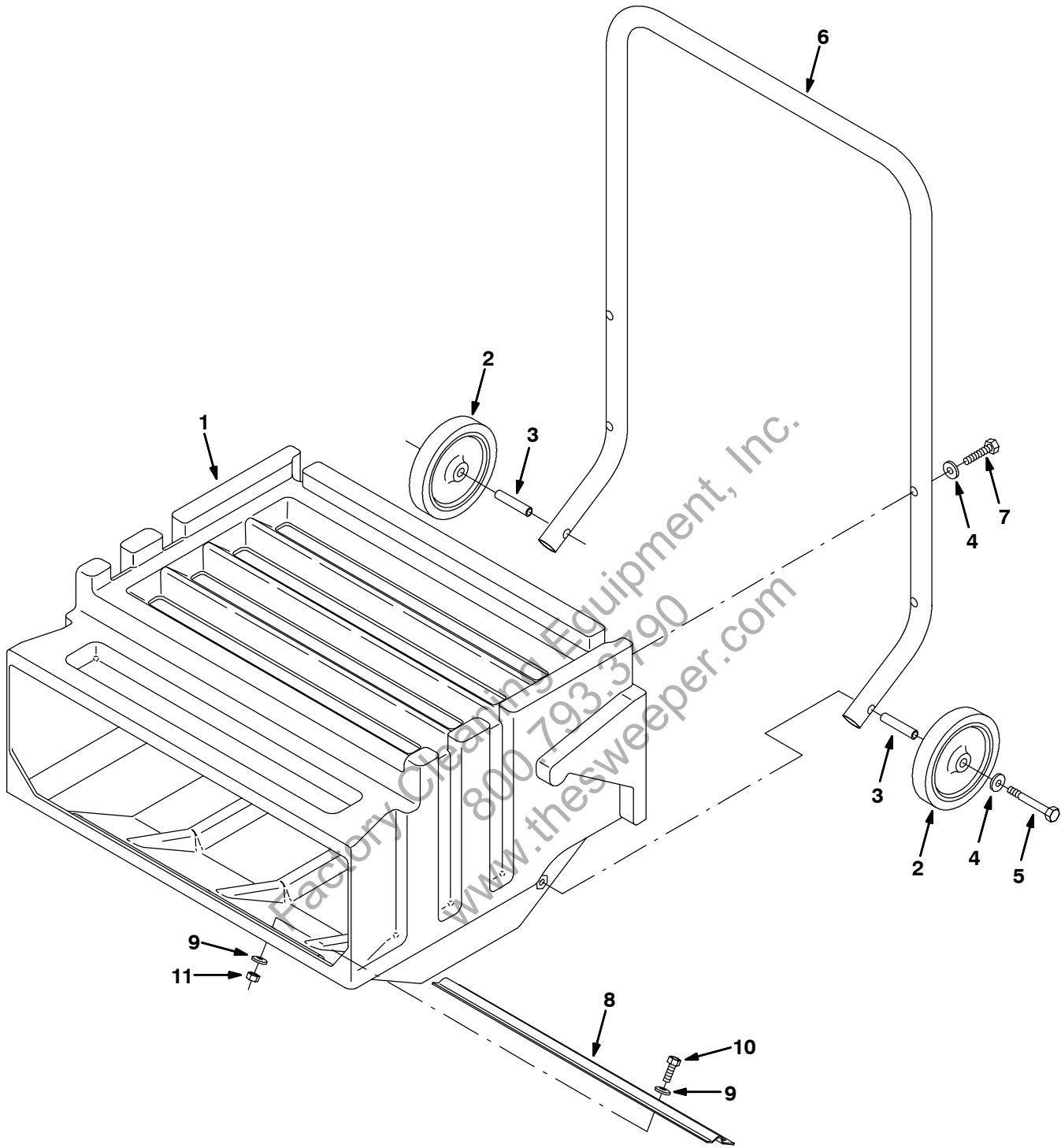


Fig. 34 - Hopper Group

Ref.	Tenant Part No.	Machine Serial Number	Description	Qty.
1	83447	(000000-) Hopper, Rear	1
2	81860	(000000-) Wheel, Hopper	2
3	81870	(000000-) Tube, Axle	2
4	32491	(000000-) Washer, Flat, .31 Hard	6
5	39279	(000000-) Screw, Hex, M08-1.25 X 70, 8.8	2
6	81911	(000000-) Handle, Hopper, (Painted)	1
7	41342	(000000-) Screw, Hex, M08-1.25 X 40, 8.8	4
8	384413	(000000-) Bracket, Lip, Hopper	1
9	32490	(000000-) Washer, Flat, .25 Hard	10
10	08716	(000000-) Screw, Hex, M06-1.0 X 20, Ss	5
11	08708	(000000-) Nut, Hex, Lock, M06-1.0, NI	5

Factory Cleaning Equipment, Inc.
800.793.3790
www.thesweeper.com

Fig. 35 - Filter Shaker Group

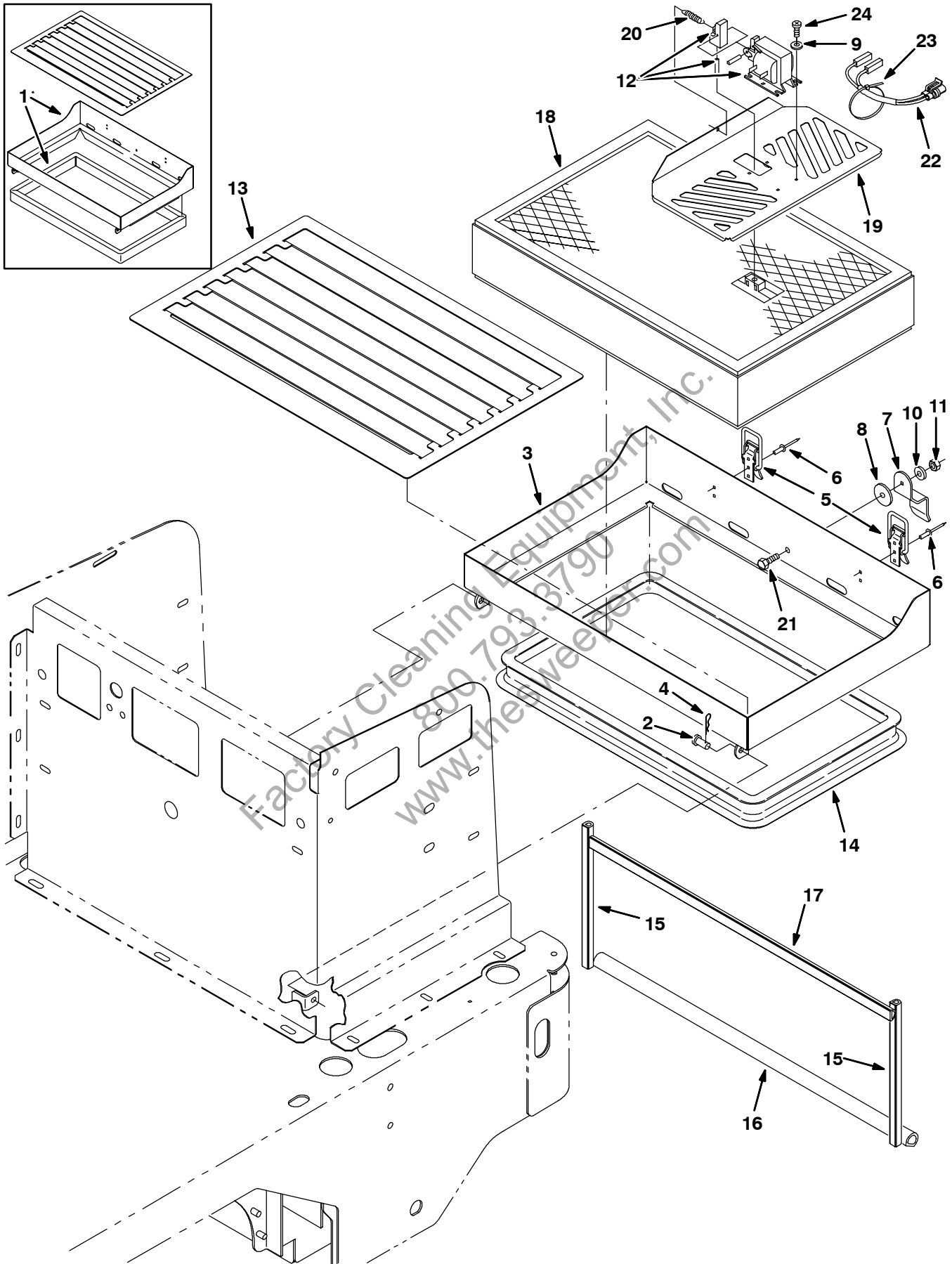


Fig. 35 - Filter Shaker Group

Ref.	Tennant Part No.	Machine Serial Number	Description	Qty.	
1	83542	(000000-001215)	Panel Assy, Filter	1	
2	46800	(000000-	Pin, Clevis	2	
3	83439	(001216-	Panel Weldt, Filter	1	
4	08085	(000000-	Pin, Hair Cotter	2	
5	23709	(000000-	Catch, Draw Pull	2	
6	41732	(000000-	Rivet, Pop	4	
7	81889	(000000-	Bracket, Latch, Hopper	1	
8	33518	(000000-	Washer	1	
9	19065	(000000-	Washer, Flat, #08	4	
10	32490	(000000-	Washer, Flat, .25 Hard	2	
11	08708	(000000-	Nut, Hex, Lock, M06-1.0, NI	1	
12	379890	(000000-	Solenoid, Filter Shaker	1	
13	83427	(001216-	Panel, Perma-Filter	1	
14	83426	(001216-	Gasket, Filter Panel	1	
▽	83039	(000000-	Seal Kit, Hopper, 6100	1	
▲	15	81965	(000000-	Seal, Bulb .50 X .50 X 9.19Lg	2
▲	16	83115	(000000-	Seal, Foam	1
▲	17	81966	(000000-	Seal, Bulb .38 X .75 X 22.62Lg	1
	18	375210	(000000-	Filter Pkg, Dust, Panel, 62 Pleats	1
	19	81803	(000000-	Panel Wldt, Shaker	1
	20	81812	(000000-	Spring, Tension, Shaker	1
	21	06943	(000000-	Screw, Hex, M06-1.0x20, 8.8	1
	22	83384	(001286-	Harness, Shaker	1
	23	49266	(001286-	Tie, Cable 1.75D Max 7.50Lg	1
	24	49697	(000000-	Screw, Pan, M04-0.7 X 10, Ss	4

Fig. 36 - Electrical Schematic, Gasoline

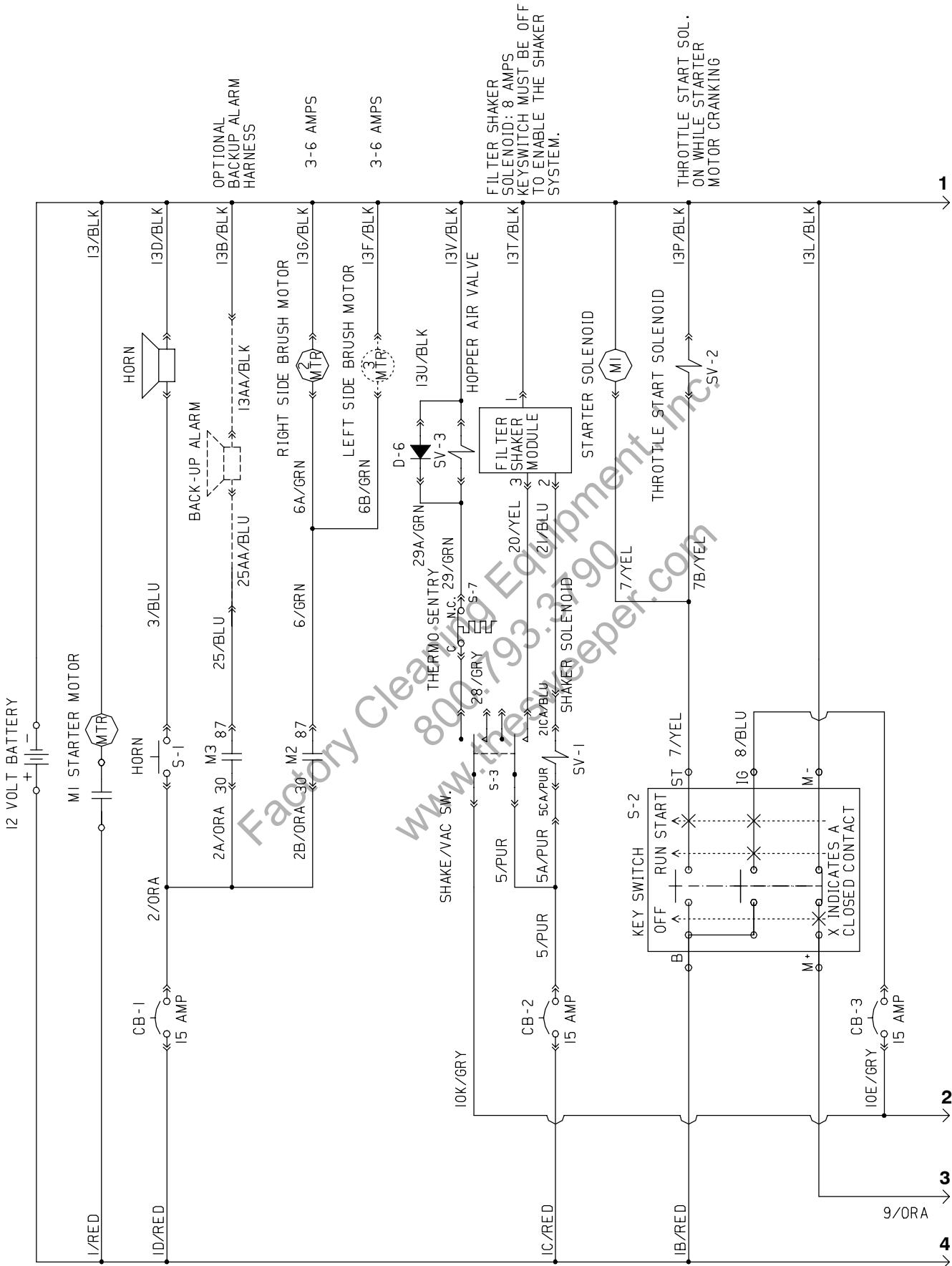


Fig. 36 - Electrical Schematic, Gasoline

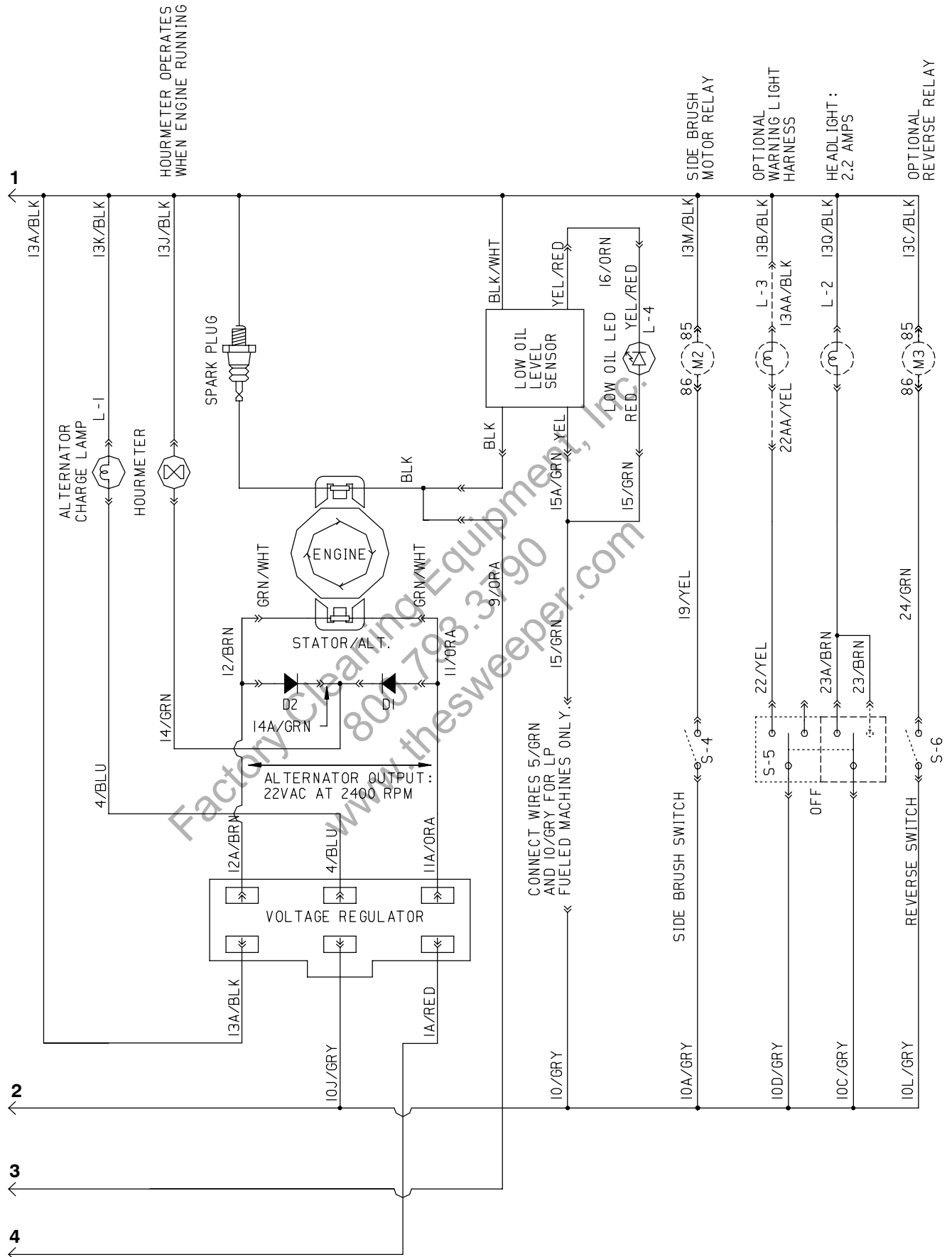
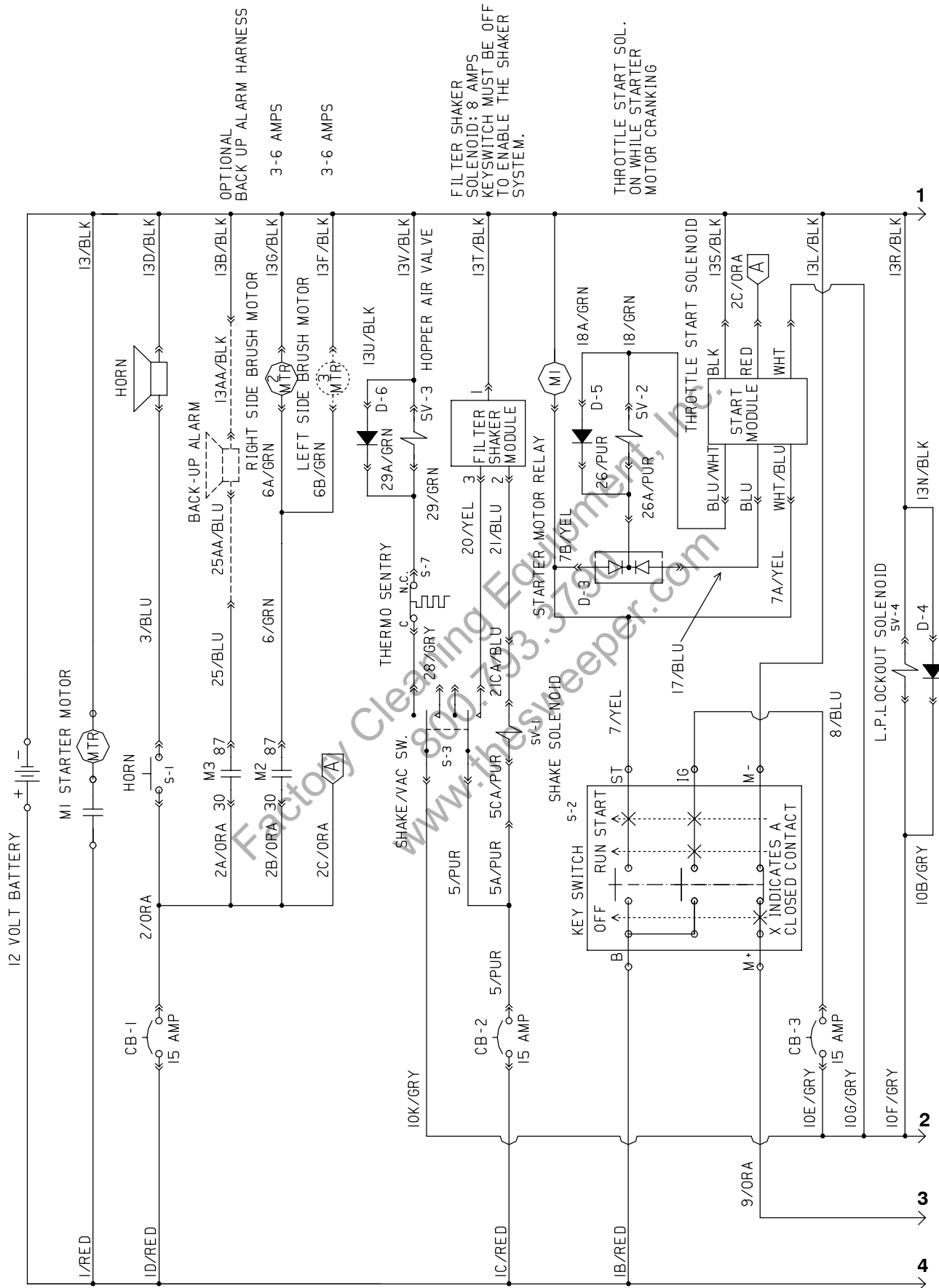


Fig. 37 - Electrical Schematic, LPG



OPTIONAL
BACK UP ALARM HARNESS
3-6 AMPS
3-6 AMPS

FILTER SHAKER
SOLENOID: 8 AMPS
KEYSWITCH MUST BE OFF
TO ENABLE THE SHAKER
SYSTEM.

THROTTLE START SOL.
ON WHILE STARTER
MOTOR CRANKING

Fig. 37 - Electrical Schematic, LPG

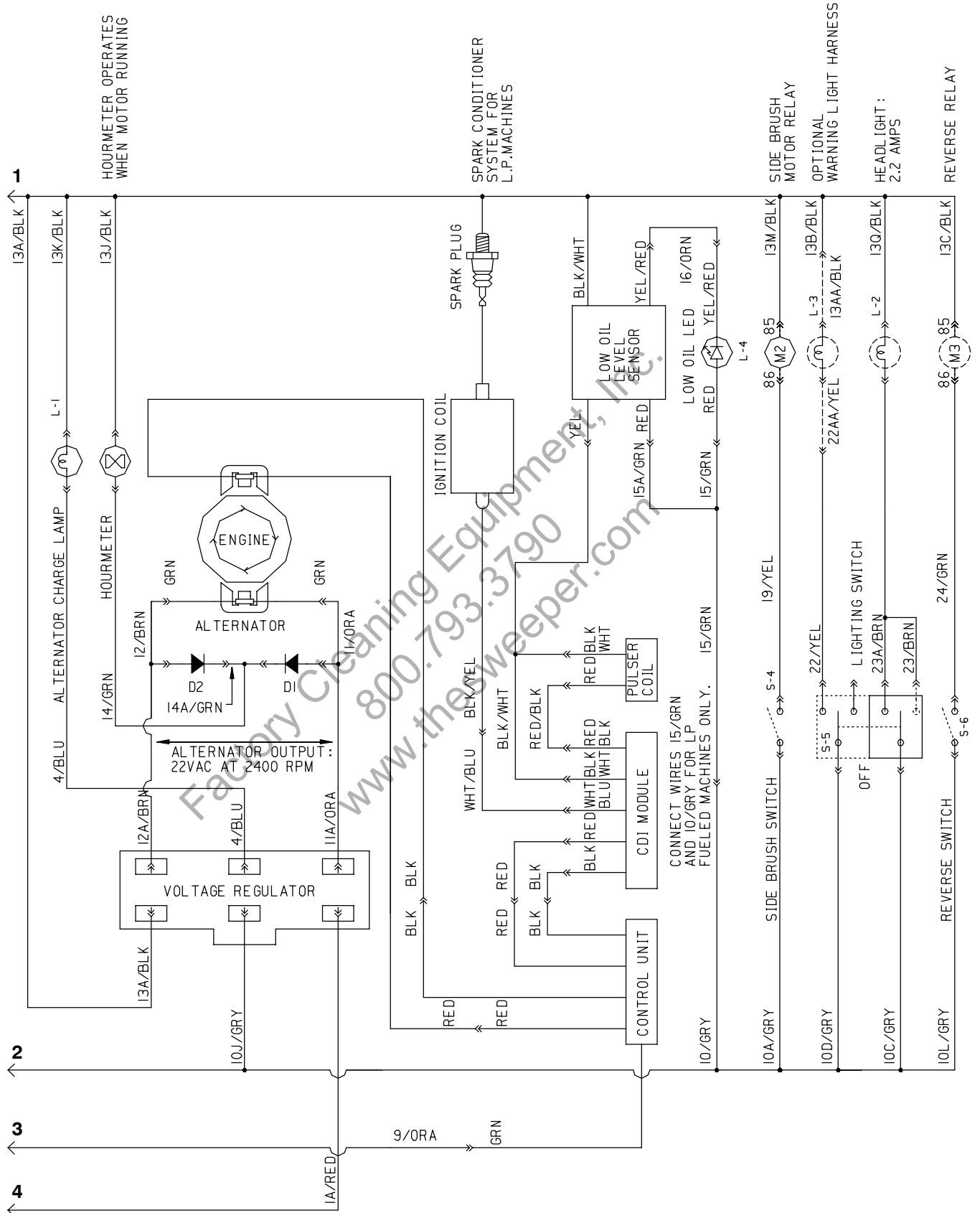


Fig. 38 - Wire Harness Group

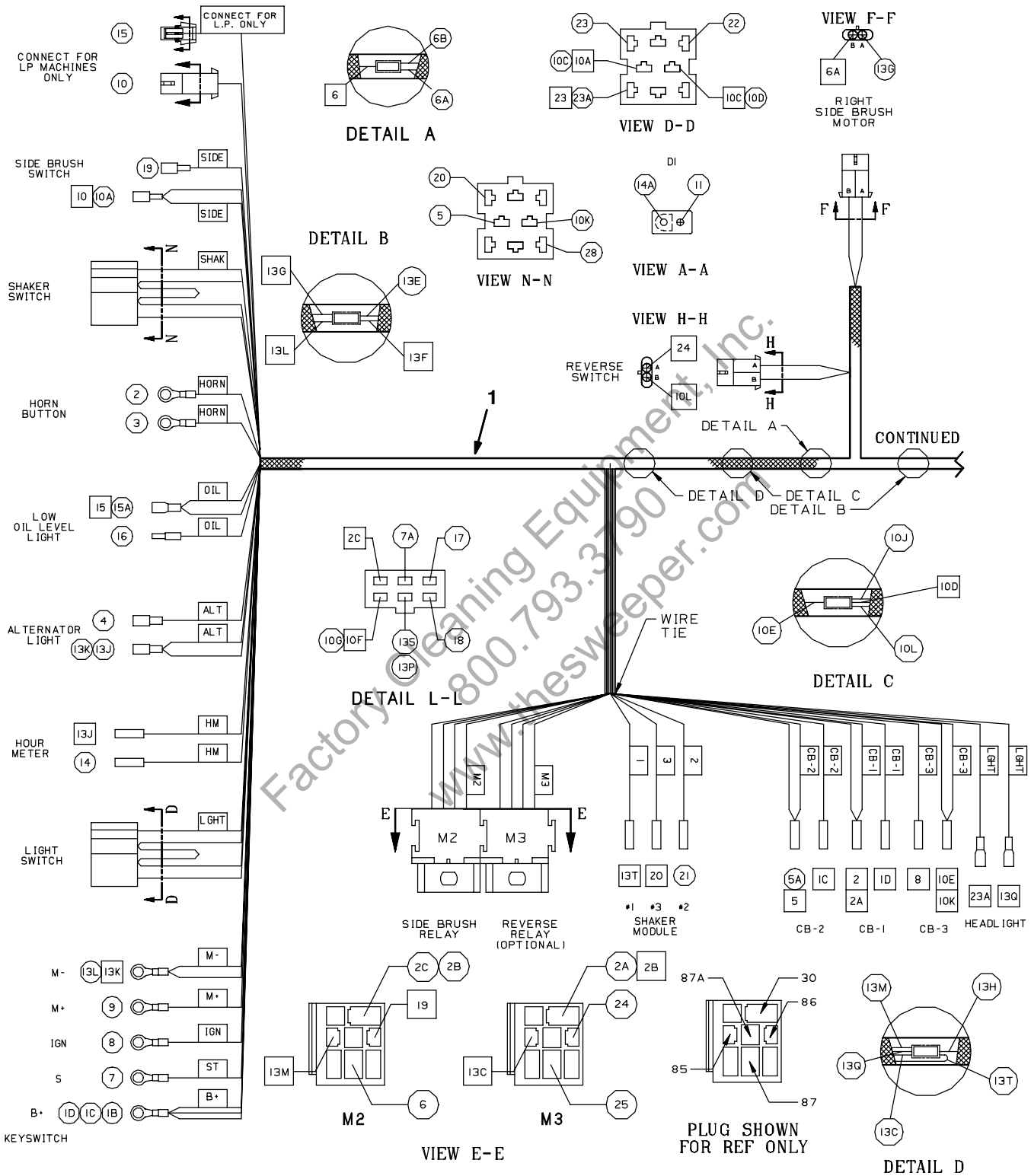


Fig. 38 - Wire Harness Group

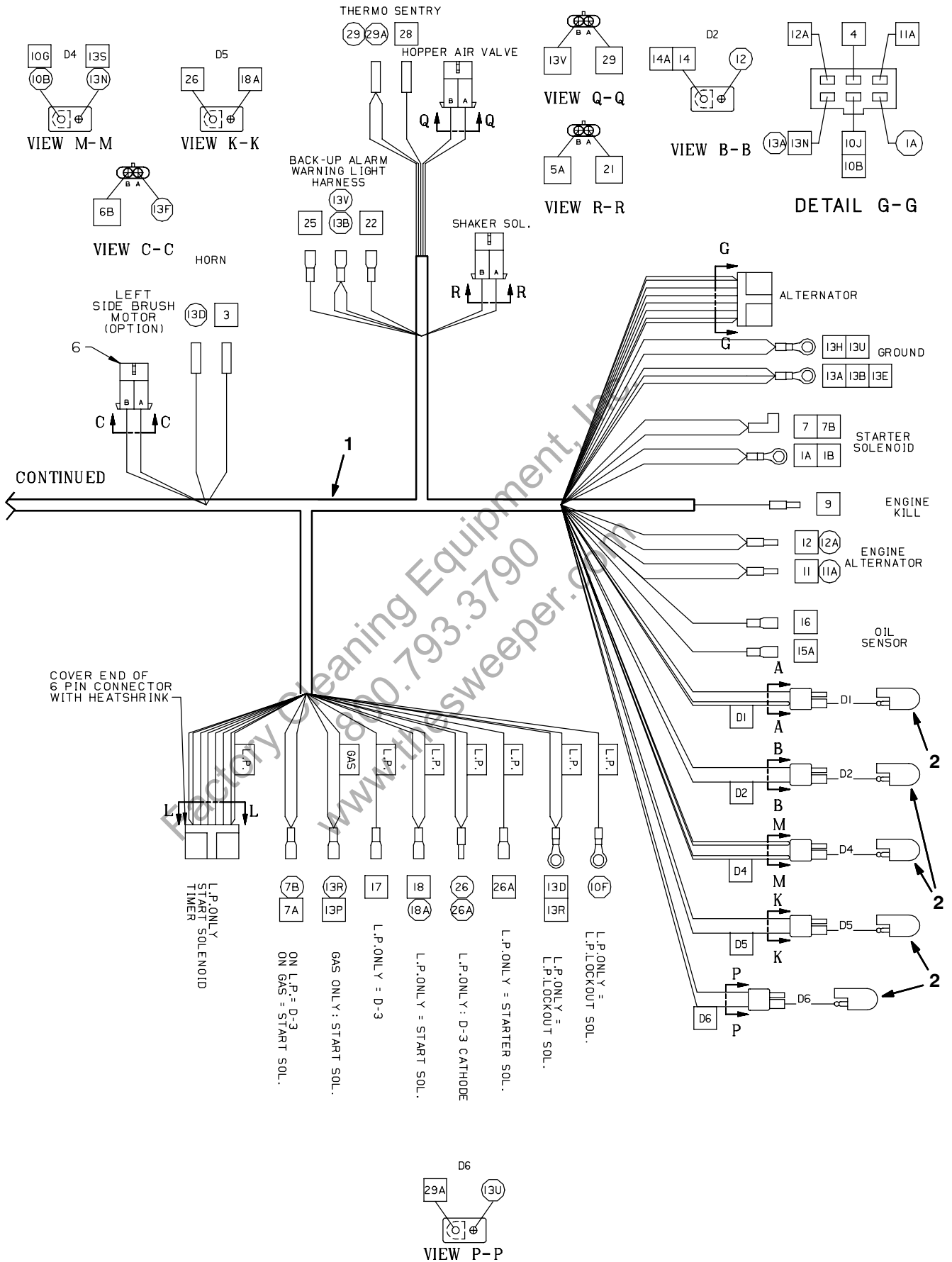
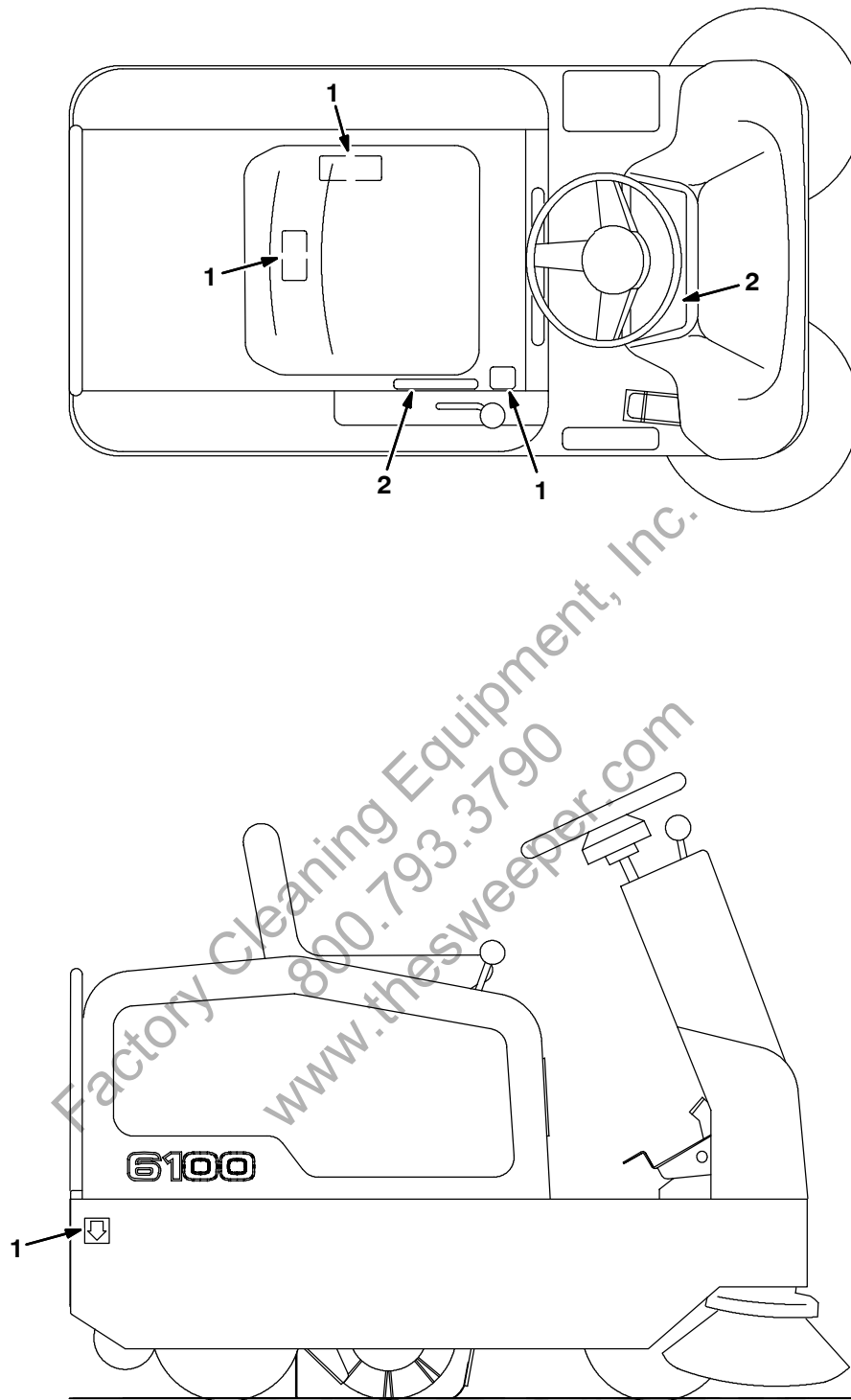


Fig. 38 - Wire Harness Group

Ref.	Tennant Part No.	Machine Serial Number	Description	Qty.
1	81937	(000000-) Harness, Wire, Main, 6100 G/LP	1
2	222290	(000000-) Diode, Electric Plug	5

Factory Cleaning Equipment, Inc.
800.793.3790
www.thesweeper.com

Fig. 39 - Label Group



352201 - IC, NA

Ref.	Tennant Part No.	Machine Serial Number	Description	Qty.
1	83520	(000000-)	Label Set, Info&Hzd	1
2	83519	(000000-)	Label Set, Oper, 6100 G/LP	1

Factory Cleaning Equipment, Inc.
800.793.3790
www.thesweeper.com

SECTION 3

Contents	Page
Fig. 1 - Quick Mop™ Kit	3-2
Fig. 2 - Side Brush Lift Group, Left Hand	3-4
Fig. 3 - Side Brush Motor Group, Left Hand	3-6
Fig. 4 - Side Brush Alternator Group, Left Hand	3-8
Fig. 5 - Flashing Light Kit	3-10
Fig. 6 - Backup Alarm Kit	3-12
Fig. 7 - Seat Belt Kit	3-14
Fig. 8 - Seat Slide Kit	3-15
Fig. 9 - Side Molding Kit	3-16
Fig. 10 - Worklight Kit	3-17
Fig. 11 - Non-Marking Tire Kit	3-18
Fig. 12 - Fire Extinguisher Kit	3-19
Fig. 13 - Documentation Group	3-20

Factory Cleaning Equipment, Inc.
 800.793.3790
 www.thesweeper.com

Fig. 1 - Quick Mop™ Kit

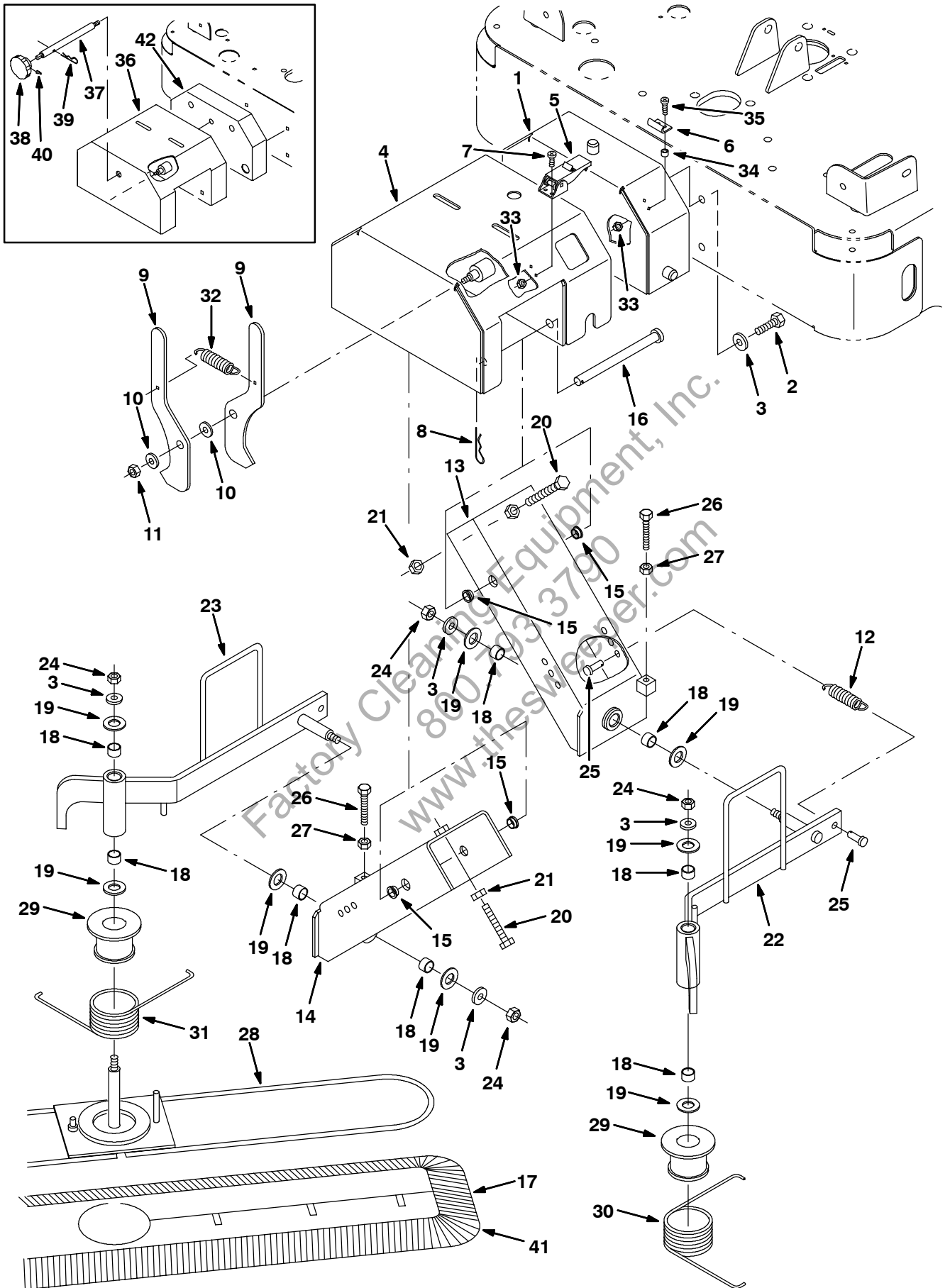


Fig. 1 - Quick Mop™ Kit

Ref.	Tenant Part No.	Machine Serial Number	Description	Qty.
▽	83199	(000000-) Quick Mop Kit, 6100	1
▲	1 384246	(xxxxxx-) Bumper Wldt, V-Mop	1
▲	2 39283	(000000-) Screw, Hex, M10-1.5 X 25, 8.8	4
▲	3 32492	(000000-) Washer, Flat, .38 Hard	8
▲	4 384247	(xxxxxx-) Housing Wldt, V-Mop	1
▲	5 384287	(xxxxxx-) Latch, Door	2
▲	6 384419	(xxxxxx-) Bracket, Keeper	2
▲	7 49697	(xxxxxx-) Screw, Pan, M04-0.7 X 10, Ss	4
▲	8 02942	(000000-) Pin, Hair Cotter	2
▲	9 83338	(000000-) Plate, Latch	2
▲	10 86860	(000000-) Bearing, Thrust 0.50B 0.87D 0.06W	2
▲	11 08709	(000000-) Nut, Hex, Lock, M08-1.25,NI	1
▲	12 15047	(000000-) Spring, Extension	2
▲	13 83313	(000000-) Channel Wldt, Lift Lh	1
▲	14 83315	(000000-) Channel Wldt, Lift Rh	1
▲	15 15648	(000000-) Bearing, Flange	4
▲	16 51225-1	(000000-) Pin, Clevis	2
▲	17 83347	(000000-) Mop, Dust	2
▲	18 07449	(000000-) Bearing, Fiberglide	8
▲	19 64425	(000000-) Washer	8
▲	20 76438	(000000-) Screw, Hex, M10-1.5 X 90, FI	2
▲	21 39312	(000000-) Nut, Hex, Std, M10-1.5	2
▲	22 83318	(000000-) Arm Wldt, Lift Lh	1
▲	23 83324	(000000-) Arm Wldt, Lift Rh	1
▲	24 41430	(000000-) Nut, Hex, Lock, M10-1.5, NI	4
▲	25 39019	(000000-) Pin, Clevis	4
▲	26 363976	(000000-) Scr-Hex M 8X1.25 60 Full Thd	2
▲	27 39311	(000000-) Nut, Hex, Std, M08-1.25	2
▲	28 83325	(000000-) Frame Wldt, V-Mop	2
▲	29 83332	(000000-) Spacer, Spring	2
▲	30 80317	(000000-) Spring, Torsion	1
▲	31 80318	(000000-) Spring, Torsion	1
▲	32 87816	(000000-) Spring, Extension	1
▲	33 02850	(xxxxxx-) Nut, Hex, Lock, M04-0.7, NI	8
▲	34 65441	(xxxxxx-) Spacer	4
▲	35 12323	(xxxxxx-) Screw, Pan, M04 X 0.7 X 20, Ss	4
	36 83335	(000000- xxxxxx)	Housing Wldt, V-Mop	1
	37 83341	(000000- xxxxxx)	Rod, Threaded	1
	38 06506	(000000- xxxxxx)	Knob	1
	39 02942	(000000- xxxxxx)	Pin, Hair Cotter	1
	40 39323	(000000- xxxxxx)	Screw, Set, #10-32 X 0.38,	1
	41 83348	(000000-) Mop, Dust, Industrial	† 2
	42 83342	(000000- xxxxxx)	Bumper Wldt, V-Mop	1

Fig. 2 - Side Brush Lift Group, Left Hand

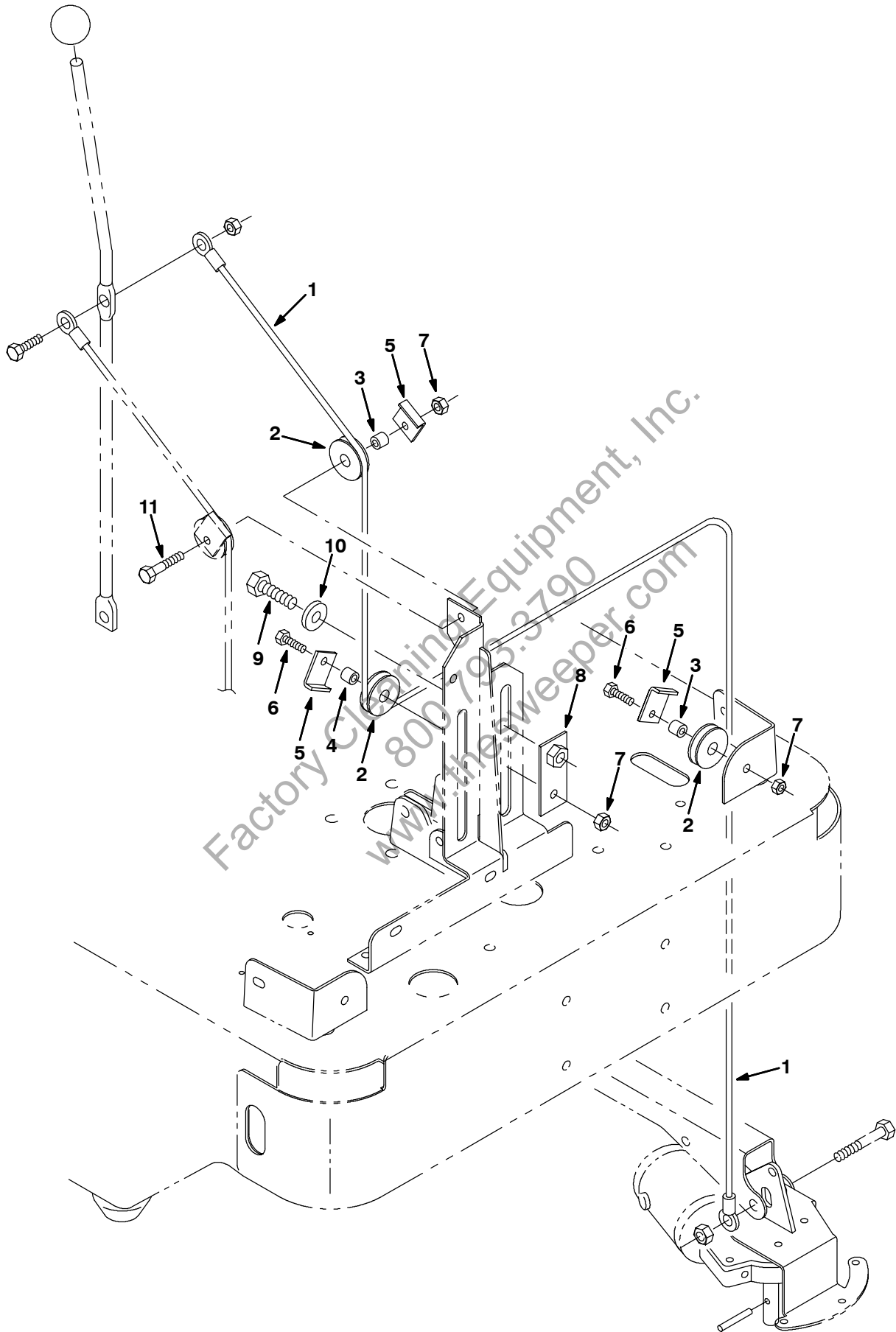


Fig. 2 - Side Brush Lift Group, Left Hand

NOTE: Side Brush Kit, Left Hand, Tennant Part Number 83223, includes Fig. 2, Fig. 3, and Fig. 4

Ref.	Tennant Part No.	Machine Serial Number	Description	Qty.
1	81785	(000000-) Cable, Sidebrush Lift Lh	1
2	74391	(000000-) Pulley	3
3	222460	(000000-) Sleeve	2
4	80395	(000000-) Sleeve	1
5	54400	(000000-) Angle	3
6	76570	(000000-) Screw, Hex, M08-1.25 X 30, 8.8	2
7	08709	(000000-) Nut, Hex, Lock, M08-1.25,NI	3
8	81955	(000000-) Plate, Sidebrush Lift	1
9	06967	(000000-) Scr Hex M12X1.75 20	1
10	32493	(000000-) Washer, Flat, .50 Hard	1
11	06956	(000000-) Screw, Hex, M08-1.25 X 45, 8.8	1

Factory Cleaning Equipment, Inc.
 800.793.3790
 www.thesweeper.com

Fig. 3 - Side Brush Motor Group, Left Hand

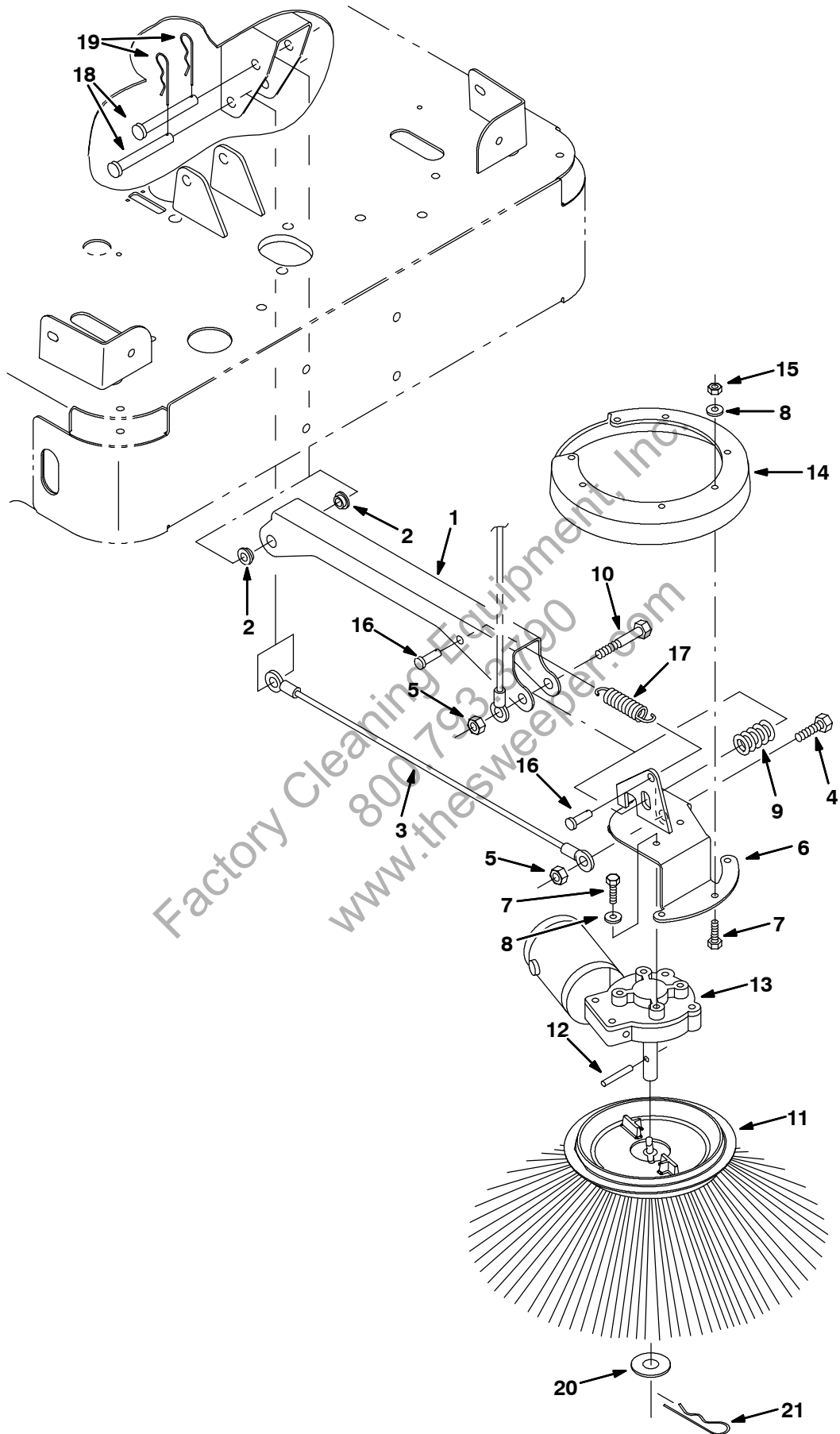


Fig. 3 - Side Brush Motor Group, Left Hand

NOTE: Side Brush Kit, Left Hand, Tennant Part Number 83223, includes Fig. 2, Fig. 3, and Fig. 4

Ref.	Tennant Part No.	Machine Serial Number	Description	Qty.	
1	81783	(000000-) Channel, Mtg, Sidebrush	1	
2	15648	(000000-) Bearing, Flange	2	
3	81784	(000000-) Cable, Sidebrush	1	
4	41345	(000000-) Screw, Hex, M12-1.75 X 25, 8.8	1	
5	08711	(000000-) Nut, Hex, Lock, M12-1.75,NI	2	
6	81750	(000000-) Bracket Wldt, Sidebrush	1	
7	15678	(000000-) Screw, Hex, M06-1.0 X 16, Ss	9	
8	01684	(000000-) Washer, Flat, .25 Ss	9	
9	87242	(000000-) Spring,Die .50 Id 1.00 Od 1.25	1	
10	06972	(000000-) Screw, Hex, M12-1.75 X 60, 8.8	1	
11	80042	(000000-) Brush, Side	1	
12	11516	(000000-) Pin	1	
▽	13	379212	(000000-) Motor, Electric, 12V	1
▲		81919	(000000-) Brush&Spring Assy Se	1
▲		80127	(000000-) Cap, Brush	2
▲		369795	(000000-) Brushholder	2
▲		369796	(000000-) Clip	2
	14	81822	(000000-) Guard,Sidebrush	1
	15	08712	(000000-) Nut, Hex, Lock, M06-1.0, NI,Ss	5
	16	39019	(000000-) Pin, Clevis	2
	17	15047	(000000-) Spring, Extension	1
	18	06279	(000000-) Pin, Clevis	2
	19	44906	(000000-) Pin, Hair Cotter	2
	20	04400	(000000-) Washer, Flat, M16, 17 X30X3Ss	1
	21	02942	(000000-) Pin, Hair Cotter	1

Factory Cleaning Equipment, Inc.
800.765.5790
www.thescrubber.com

Fig. 4 - Side Brush Alternator Group, Left Hand

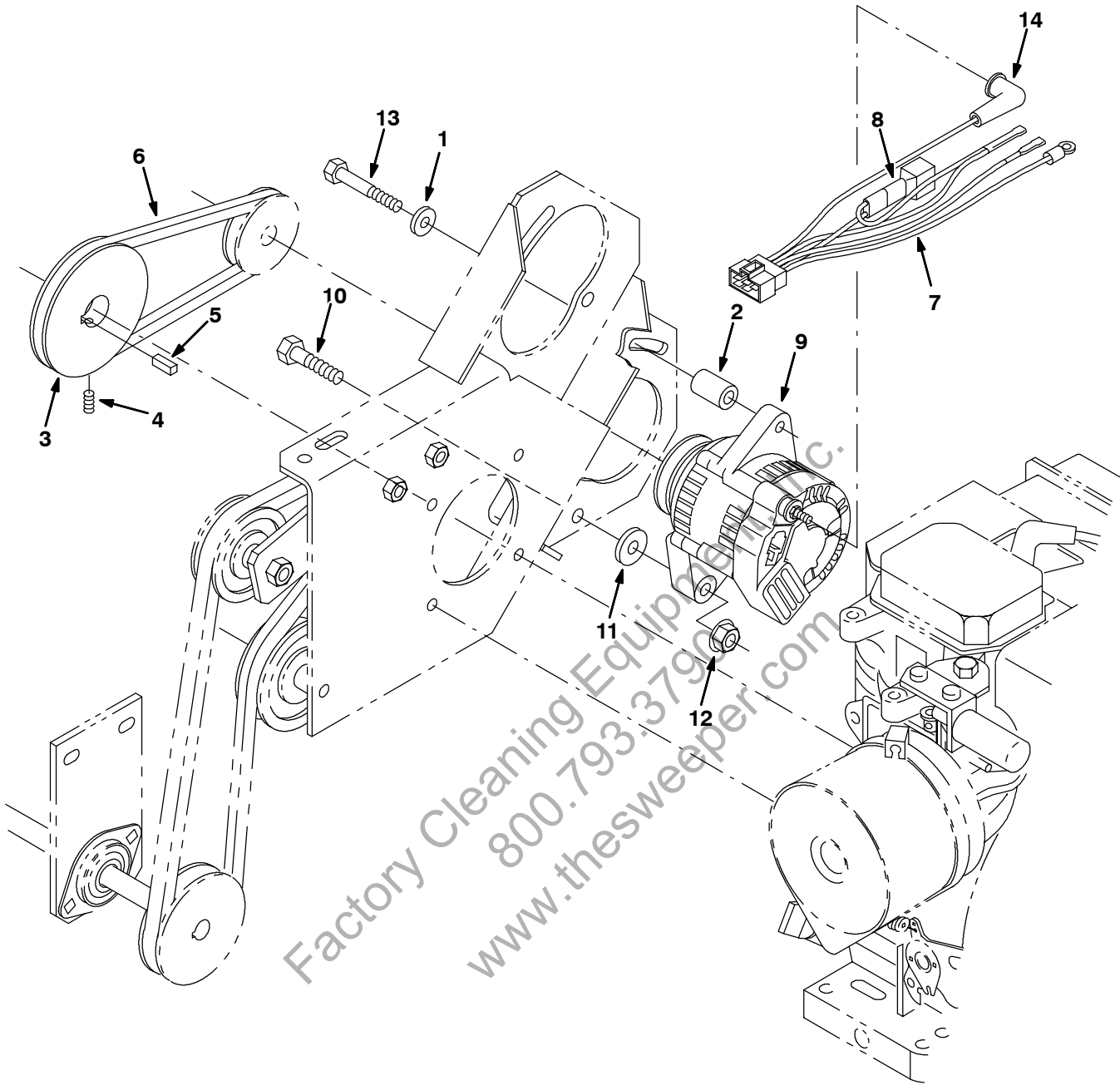


Fig. 4 - Side Brush Alternator Group, Left Hand

NOTE: Side Brush Kit, Left Hand, Tennant Part Number 83223, includes Fig. 2, Fig. 3, and Fig. 4

Ref.	Tennant Part No.	Machine Serial Number	Description	Qty.	
1	41186	(000000-) Washer, Belleville, .31	1	
2	384459	(000000-) Tube, 0.75d 0.41b 1.2l Stl	1	
3	384458	(000000-) Sheave, 3l 1 Groove, 4.00pd	1	
4	01750	(000000-) Screw, Set, M06 X 1.0 X 16, Soc	2	
5	00926	(000000-) Key, Sq, 0.25 X 0.25, 00.75l	1	
6	384455	(000000-) Belt, V, 3l, 26.0l	1	
▽	7	384461	(000000-) Harness, Alternator	1
▲	8	222290	(000000-) Diode, Ele, Plug	1
9	361387	(000000-) Alternator	1	
10	06962	(000000-) Screw, Hex, M10 X 1.5 X 45, 8.8	1	
11	13248	(000000-) Washer, 0.40b 1.12d .12, Stl, PI	1	
12	07792	(000000-) Nut, Hex, Flng, M10 X 1.5	1	
13	06957	(000000-) Screw, Hex, M08 X 1.25 X 60, 8.8	1	
14	02076	(000000-) Boot, 90deg .50d .57d X .84	1	

Factory Cleaning Equipment, Inc.
 800.793.3790
 www.thesweeper.com

Fig. 5 - Flashing Light Kit

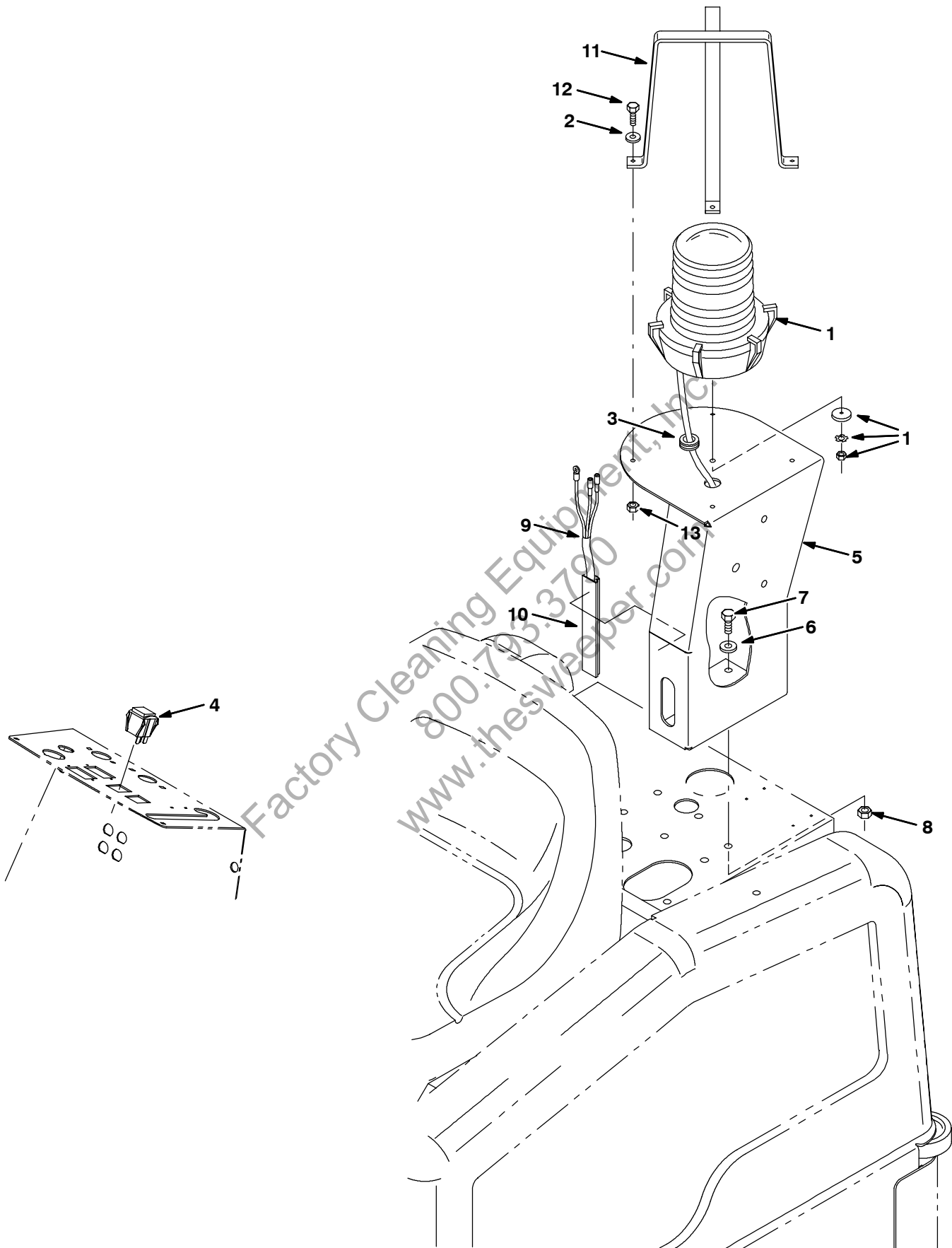


Fig. 5 - Flashing Light Kit

Ref.	Tennant Part No.	Machine Serial Number	Description	Qty.
▽	83207	(000000-) Light Kit, Flsh Lrc 12V	1
▲▽	1 83160	(000000-) Light, Flsh, Amber, 12V	1
▲▲	45779	(000000-) Lamp	1
▲▲	58520	(000000-) Lens,Flashing Lite Amber	1
▲	2 19066	(000000-) Washer, Flat, 10	4
▲	3 10632-2	(000000-) Grommet, Rbr, 0.63ld, For .13Matl	1
▲	4 360520	(000000-) Switch, Rocker, Spdt, 3Pos	1
▲	5 384400	(000000-) Pedestal	1
▲	6 39349	(000000-) Washer, Flat, .31 Sae	3
▲	7 16735	(000000-) Screw, Hex, M08-1.25 X 16, 8.8	3
▲	8 07791	(000000-) Nut, Hex, Flange, M08-1.25	3
▲	9 81934	(000000-) Harness, Wire, Warning/Backup	1
▲	10 72114	(000000-) Duct, Vinyl	1
▲	11 361940	(000000-) Guard, Lights	1
▲	12 09252	(000000-) Screw, Hex, M05-0.8 X 20	4
▲	13 06549	(000000-) Nut, Hex, Lock, M05-0.8, NI	4
	58518	(000000-) Lens,Flashing Lite Red	1
	58519	(000000-) Lens,Flashing Lite Blue	1

Factory Cleaning Equipment, Inc.
 800.793.3790
 www.thesweeper.com

Fig. 6 - Backup Alarm Kit

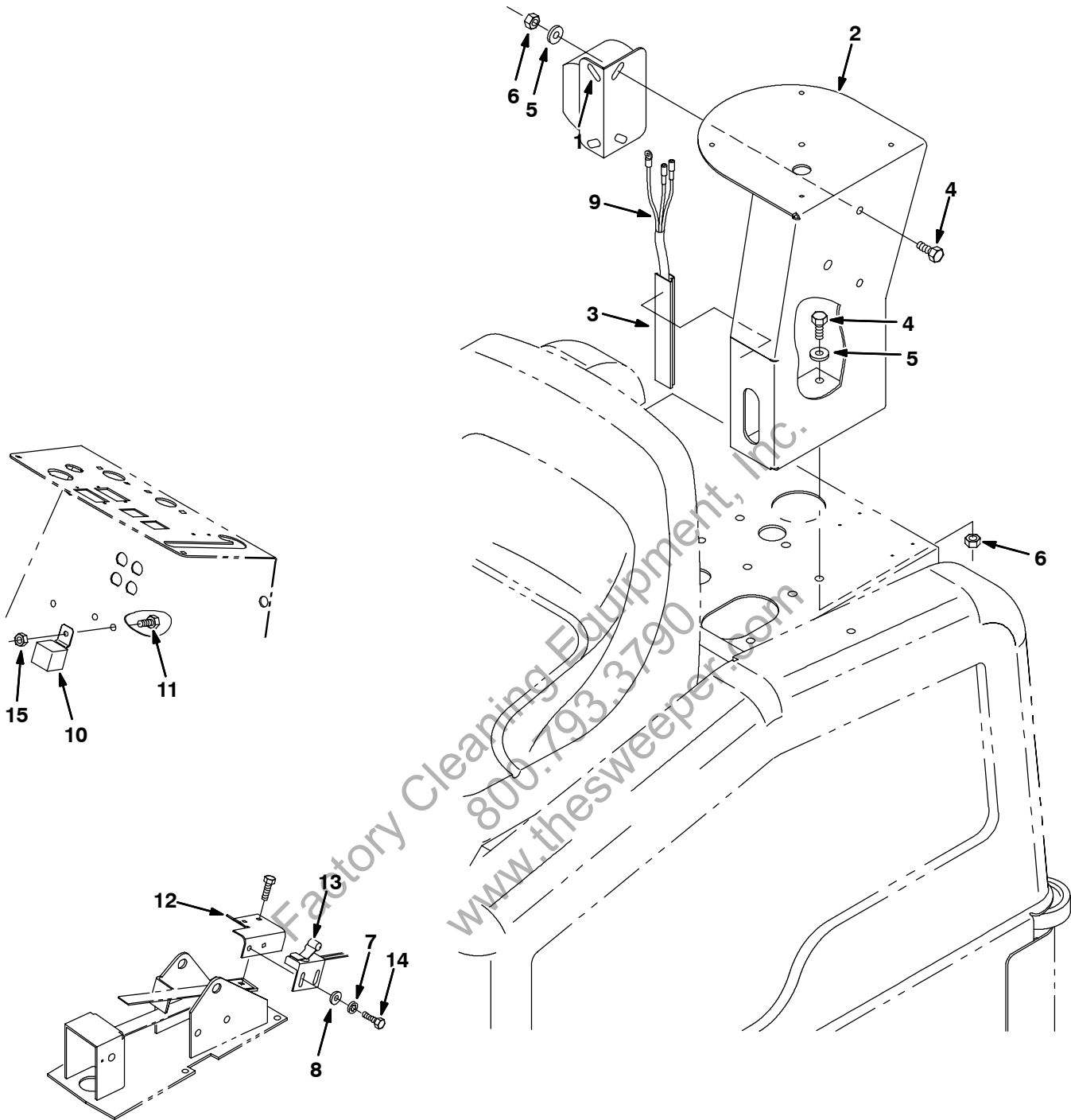
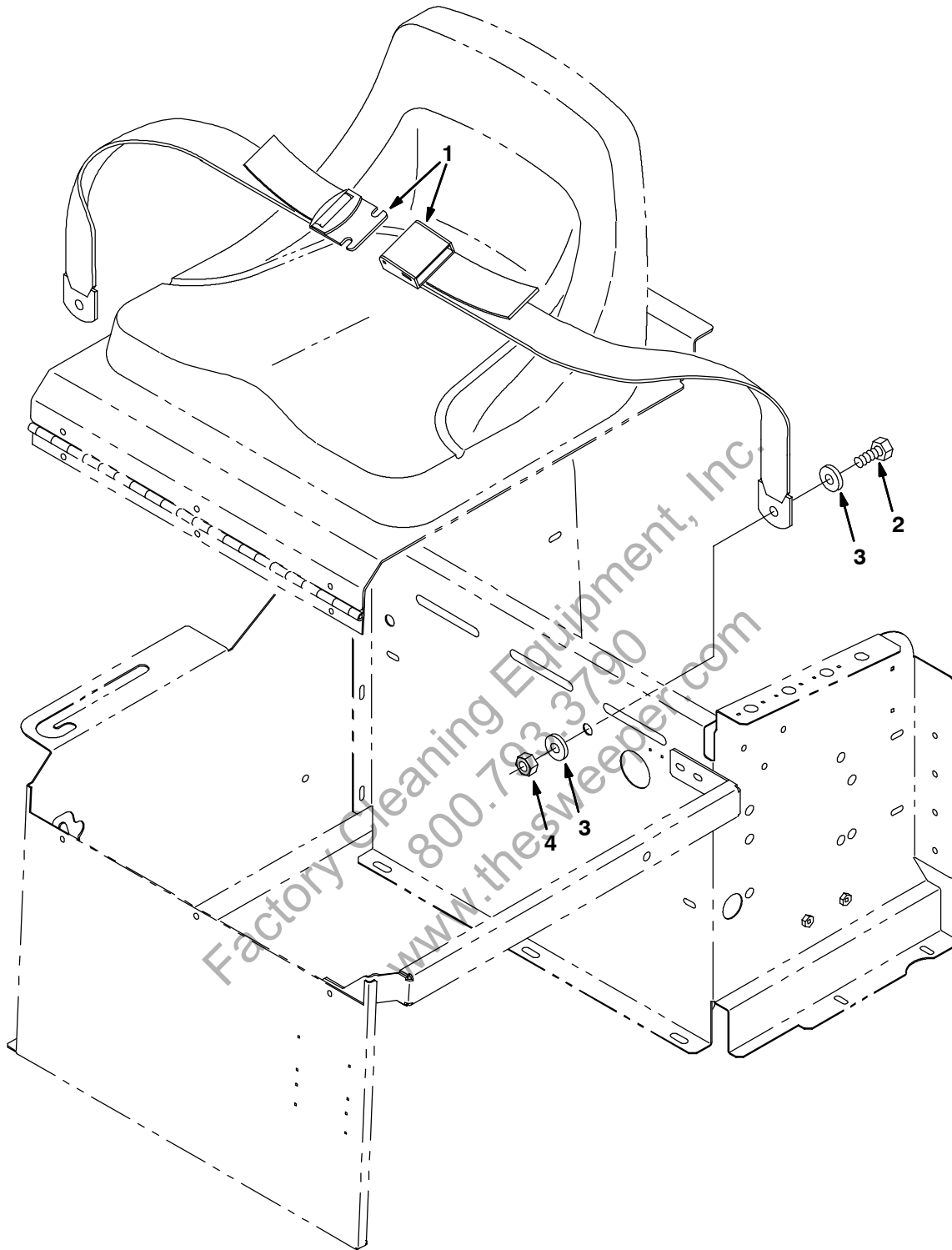


Fig. 6 - Backup Alarm Kit

Ref.	Tennant Part No.	Machine Serial Number	Description	Qty.
▽	83225	(000000-) Alarm Kit, Backup, 12V, 6100	1
▲ 1	83161	(000000-) Horn Assy, Back-Up Alarm, 12V	1
▲ 2	384400	(000000-) Pedestal	1
▲ 3	72114	(000000-) Duct, Vinyl	1
▲ 4	16735	(000000-) Screw, Hex, M08-1.25 X 16, 8.8	5
▲ 5	39349	(000000-) Washer, Flat, .31 Sae	5
▲ 6	07791	(000000-) Nut, Hex, Flange, M08-1.25	5
▲ 7	32980	(000000-) Washer, Lock, Int, #10	2
▲ 8	19066	(000000-) Washer, Flat, #10	2
▲ 9	81934	(000000-) Harness, Wire, Warning/Backup	1
▲ 10	57804	(000000-) Relay, 12Vdc, 40Amp Spdt	1
▲ 11	09145	(000000-) Screw, Pan, M06-1.0 X 16	1
▲ 12	83265	(000000-) Bracket, Mtg, Switch	1
▲ 13	59965	(000000-) Switch, Roller	1
▲ 14	12312	(000000-) Screw, Hex, M05-0.8 X 12, 8.8	2
▲ 15	08708	(000000-) Nut, Hex, Lock, M06-1.0, NI	1

Factory Cleaning Equipment, Inc.
 800.793.3790
 www.thesweeper.com

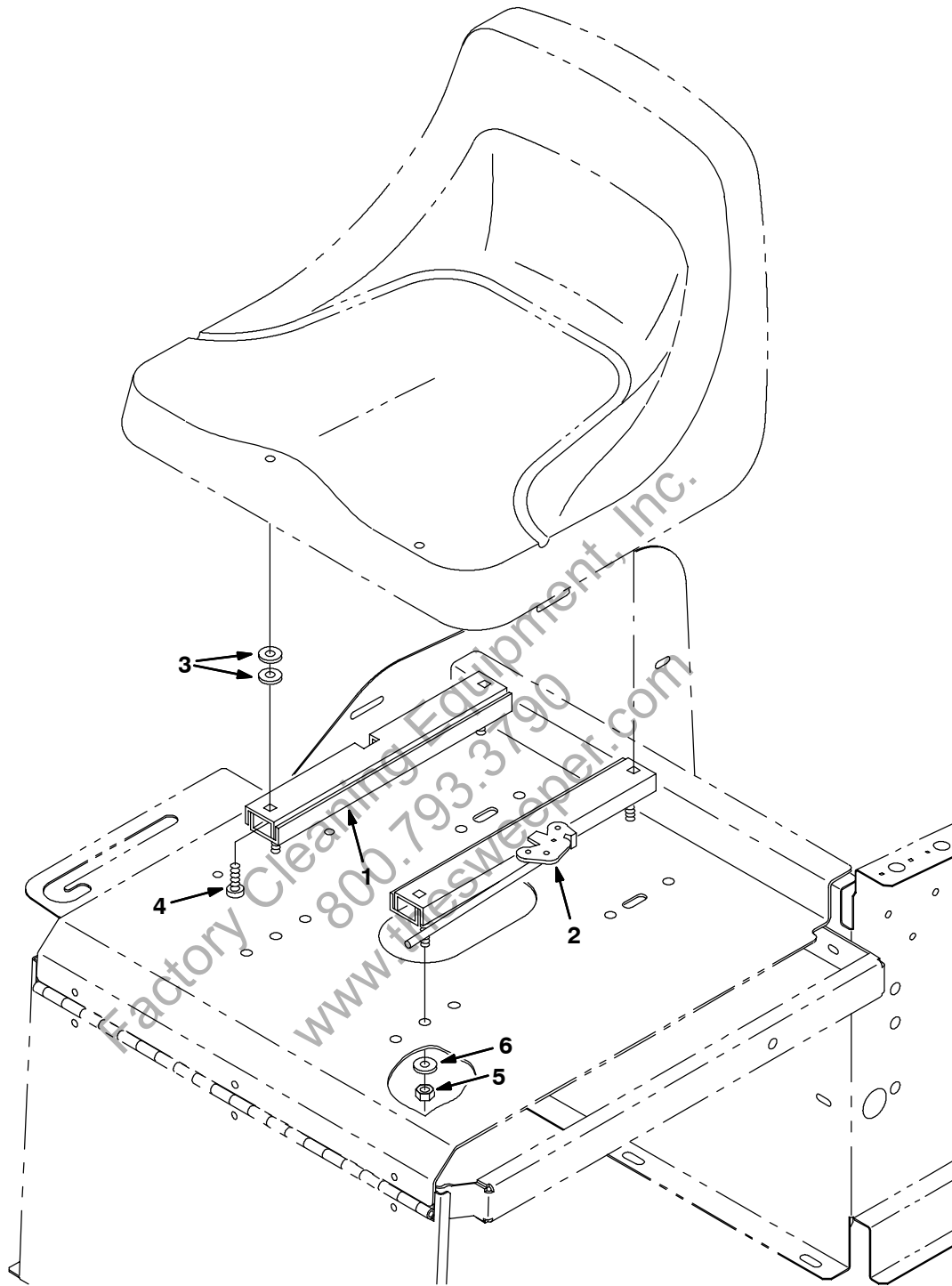
Fig. 7 - Seat Belt Kit



352188 - ALL

Ref.	Tennant Part No.	Machine Serial Number	Description	Qty.
▽	83267	(000000-) Seatbelt Kit 6100	1
▲	1 30533	(000000-) Belt, Seat	1
▲	2 41345	(000000-) Screw, Hex, M12-1.75 X 25, 8.8	2
▲	3 32486	(000000-) Washer, Flat, .50 Sae	4
▲	4 08711	(000000-) Nut, Hex, Lock, M12-1.75,NI	2

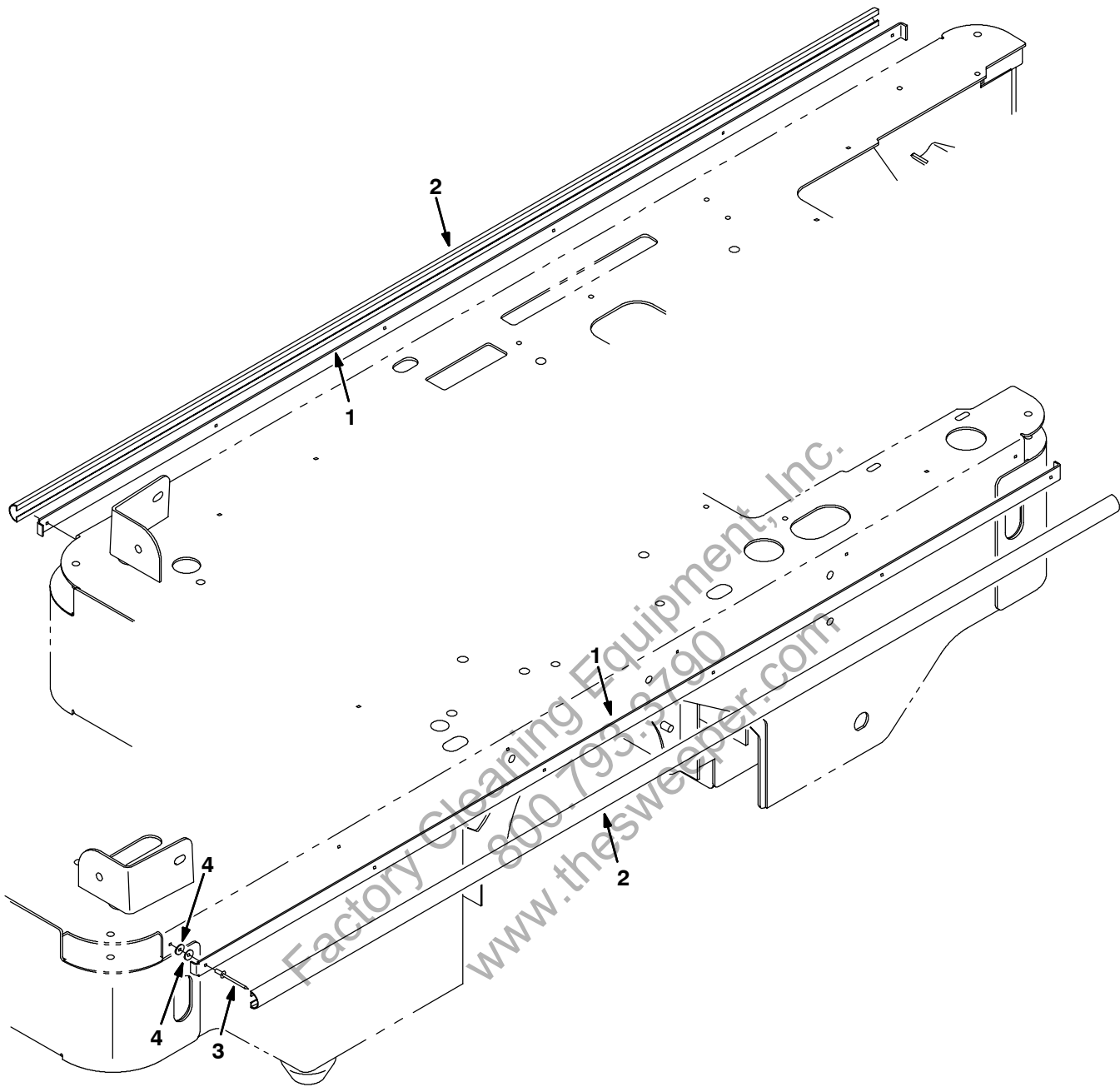
Fig. 8 - Seat Slide Kit



352190 - NA

Ref.	Tennant Part No.	Machine Serial Number	Description	Qty.
▽	83194	(000000-)	Seat Kit, Slides	1
▲ 1	360369	(000000-)	Rail	1
▲ 2	360370	(000000-)	Rail	1
▲ 3	69461	(000000-)	Washer	8
▲ 4	25537	(000000-)	Screw, Pan, .31-18 X 0.75, G1	4
▲ 5	32983	(000000-)	Nut, Hex, Lock, .31-18, NI	4
▲ 6	32491	(000000-)	Washer, Flat, .31 Hard	4

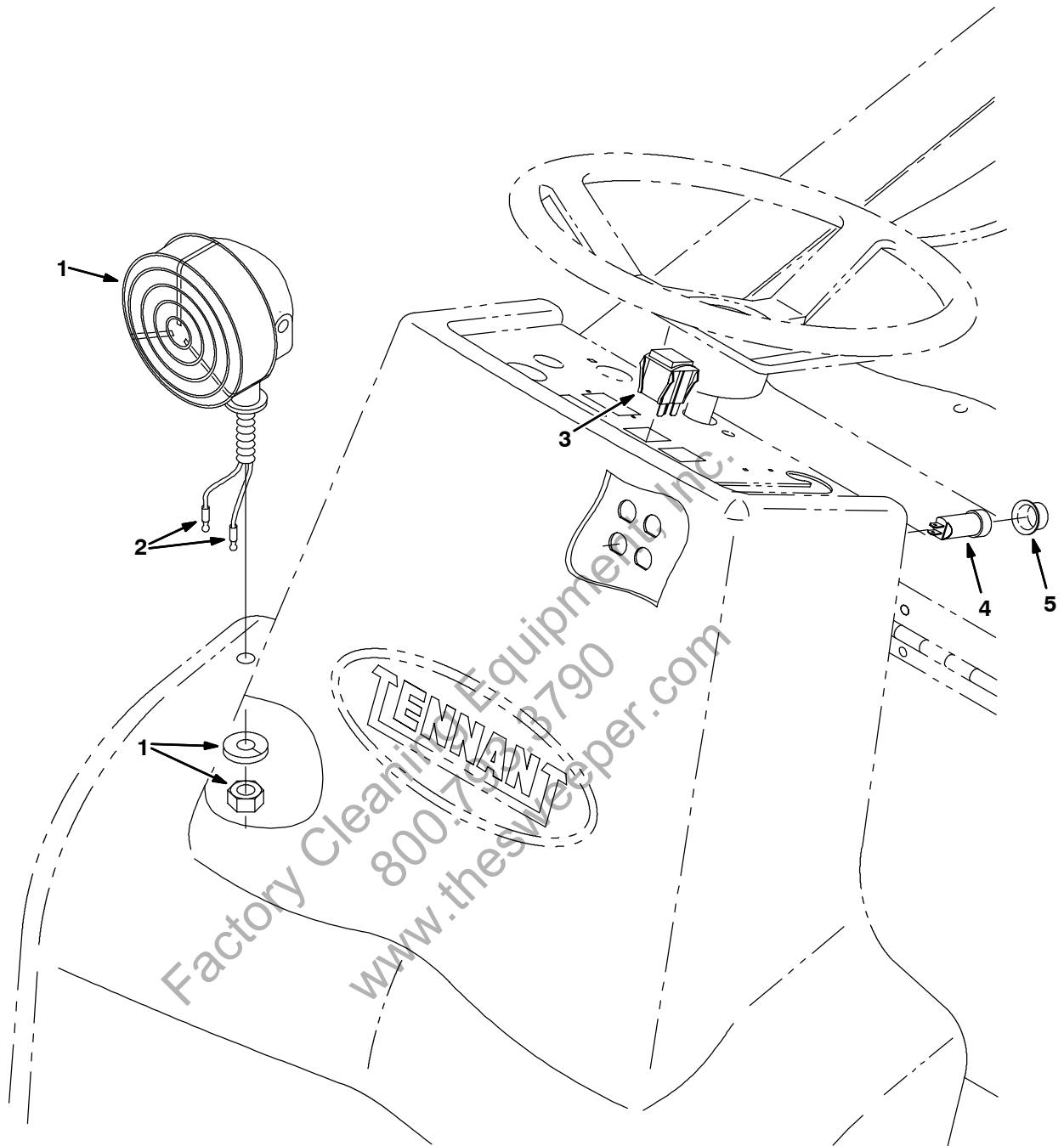
Fig. 9 - Side Molding Kit



352196 - ALL

Ref.	Tennant Part No.	Machine Serial Number	Description	Qty.
▽	83435	(000000-) Molding Kit, Side	1
▲ 1	83116	(000000-) Strip, Retainer, Bumper	2
▲ 2	81997	(000000-) Strip, Bumper	2
▲ 3	56799	(000000-) Rivet, Pop	12
▲ 4	02892	(000000-) Washer	24

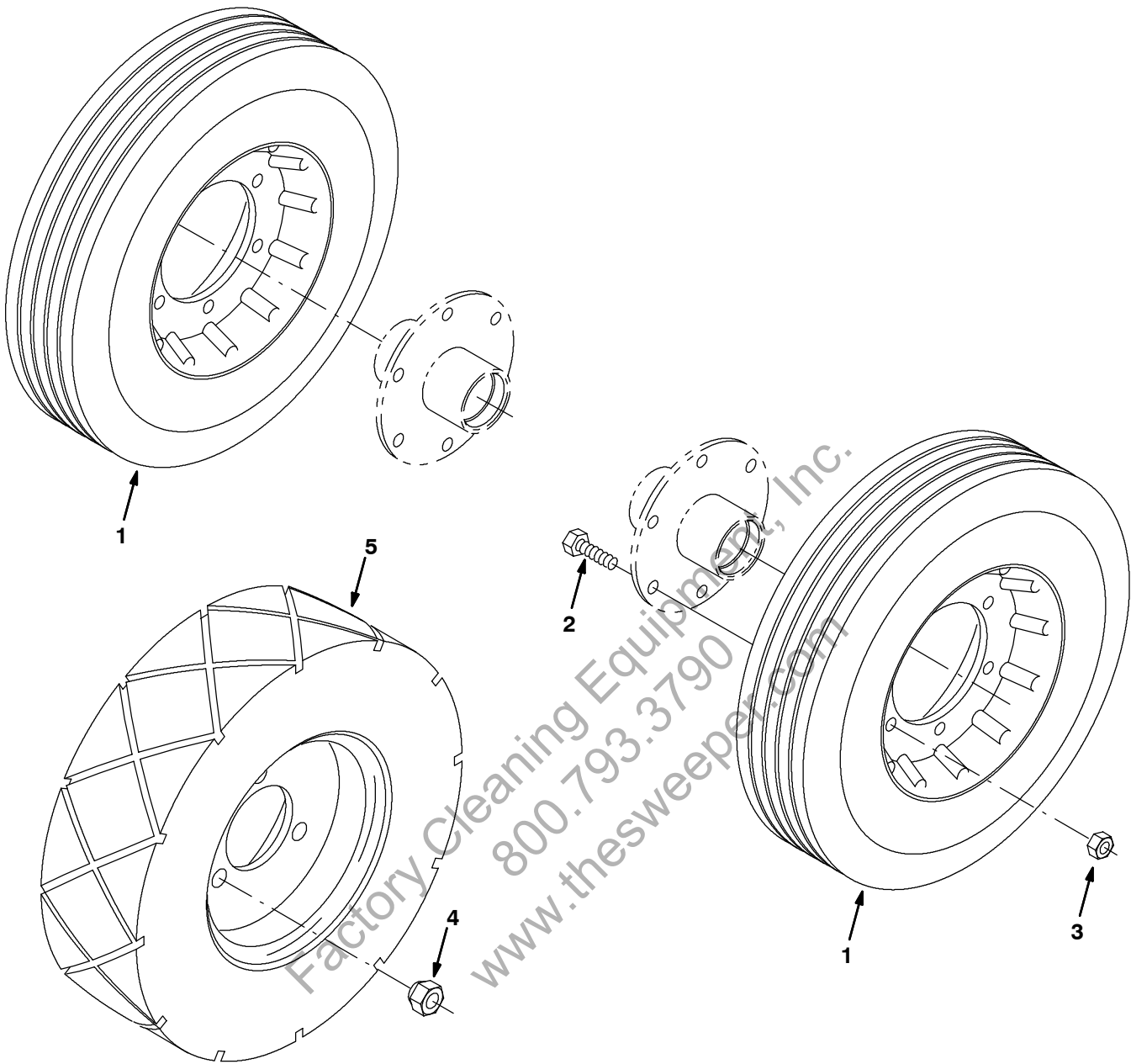
Fig. 10 - Worklight Kit



353515 - IC

Ref.	Tennant Part No.	Machine Serial Number	Description	Qty.
▽	83201	(000000-) Worklight Kit, 12V, 6100	1
▲ 1	02374	(000000-) Light Assy Head/Clr 12V	1
▲ 2	55272	(000000-) Plug	2
▲ 3	360520	(000000-) Switch, Rocker	1
▲ 4	57803	(000000-) Circuitbreaker, 15.0a, Resetable	1
▲ 5	57751	(000000-) Boot, Circuitbreaker	1

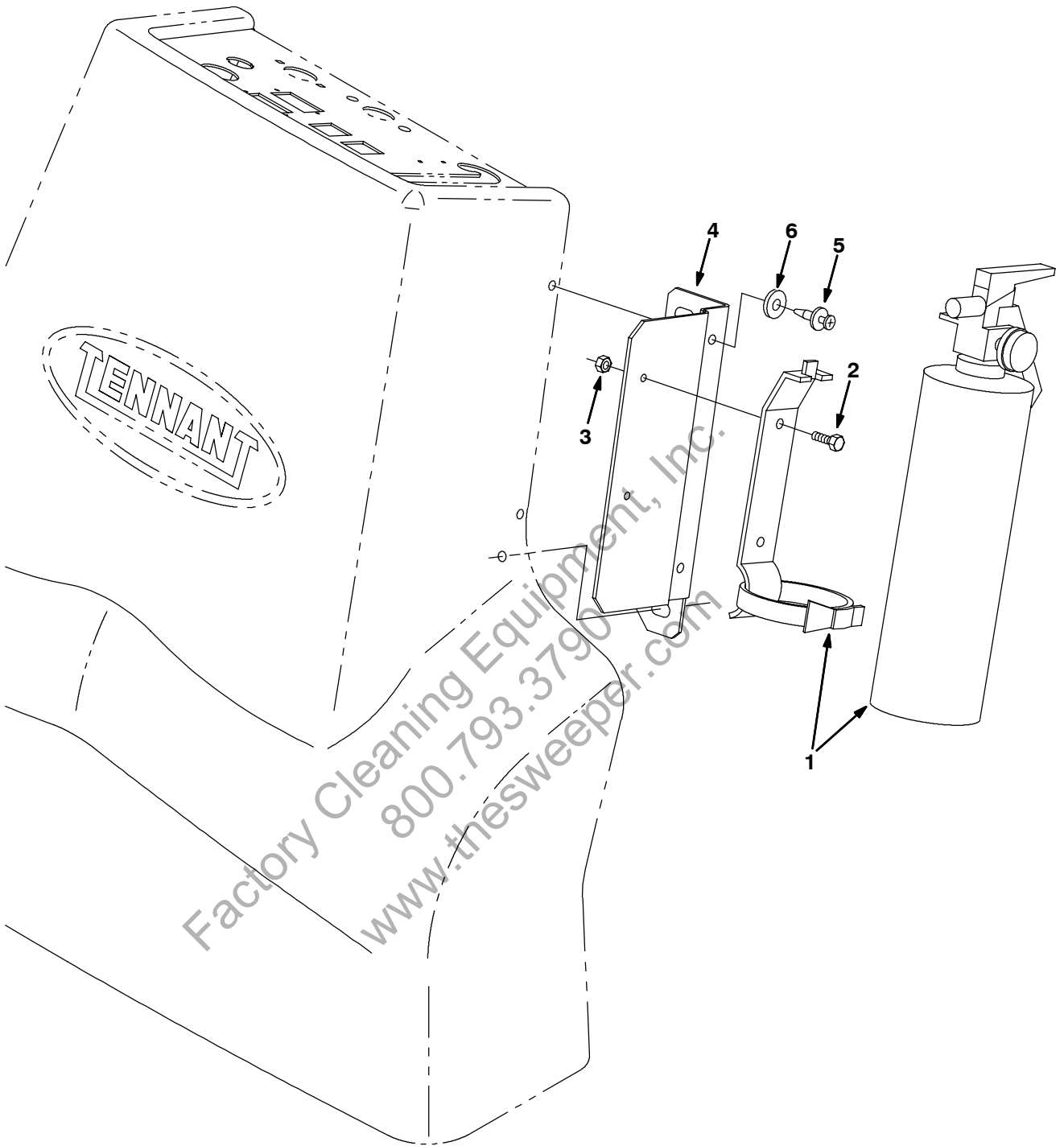
Fig. 11 - Non-Marking Tire Kit



352212 - ALL

Ref.	Tenant Part No.	Machine Serial Number	Description	Qty.
▽	83433	(000000-) Kit, Tire, Non Marking	1
▲	1 83423	(000000-) Wheel Assy, Rear, Solid Non Mk	2
▲	2 39277	(000000-) Screw, Hex, M08-1.25 X 25, 8.8	6
▲	3 08709	(000000-) Nut, Hex, Lock, M08-1.25,NI	6
▲	4 11109	(000000-) Nut, Wheel, .44-20 X 60 Angle	3
▲	5 369394	(000000-) Tire, Solid, Non Mark 12X3	1

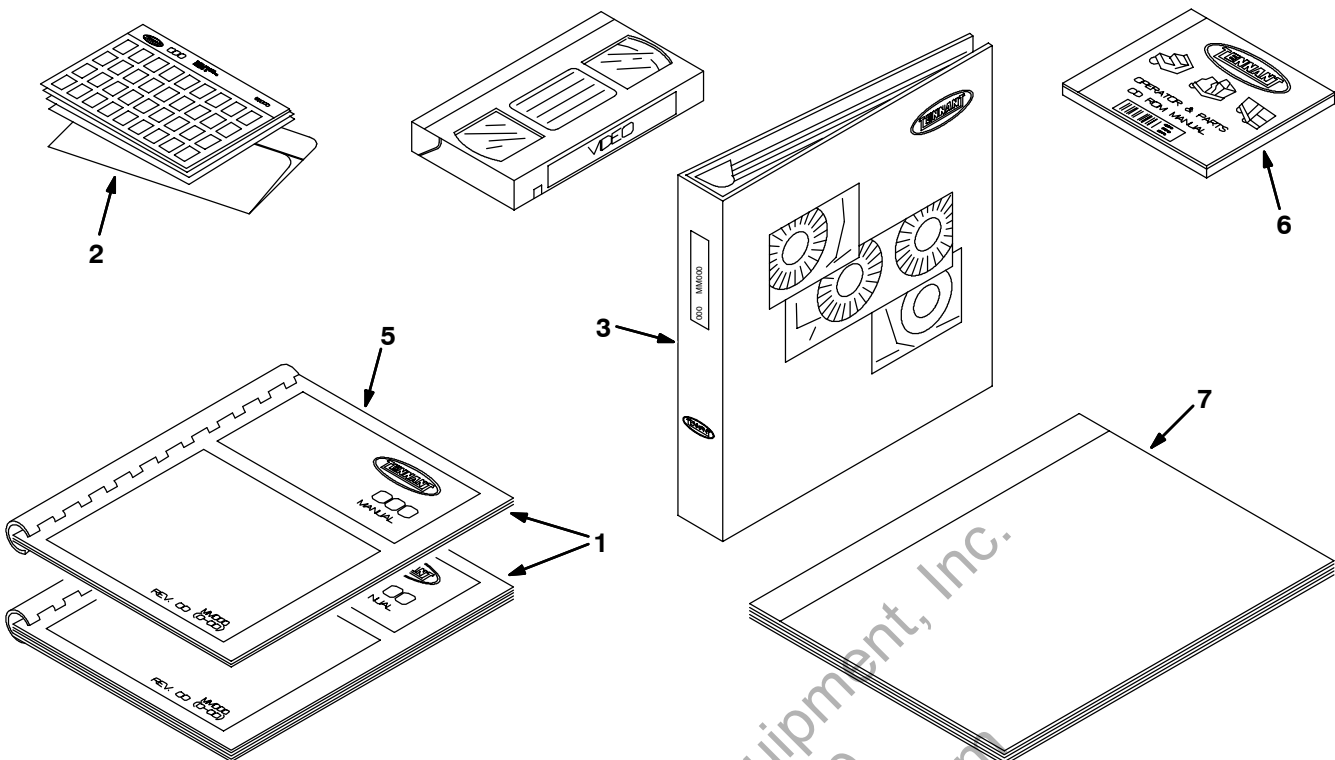
Fig. 12 - Fire Extinguisher Kit



352214 - E, NA

Ref.	Tennant Part No.	Machine Serial Number	Description	Qty.
▽	83221	(000000-) Extinguisher Kit, 6100	1
▲	1 25312	(000000-) Extinguisher, Fire	1
▲	2 12312	(000000-) Screw, Hex, M05-0.8 X 12, 8.8	2
▲	3 06549	(000000-) Nut, Hex, Lock, M05-0.8, NI	2
▲	4 83395	(000000-) Bracket, Mtg, Fire Extinguisher	1
▲	5 72970	(000000-) Rivet, Plstc	2
▲	6 32491	(000000-) Washer, Flat, .31 Hard	2

Fig. 13 - Documentation Group



07501 - IC, NA

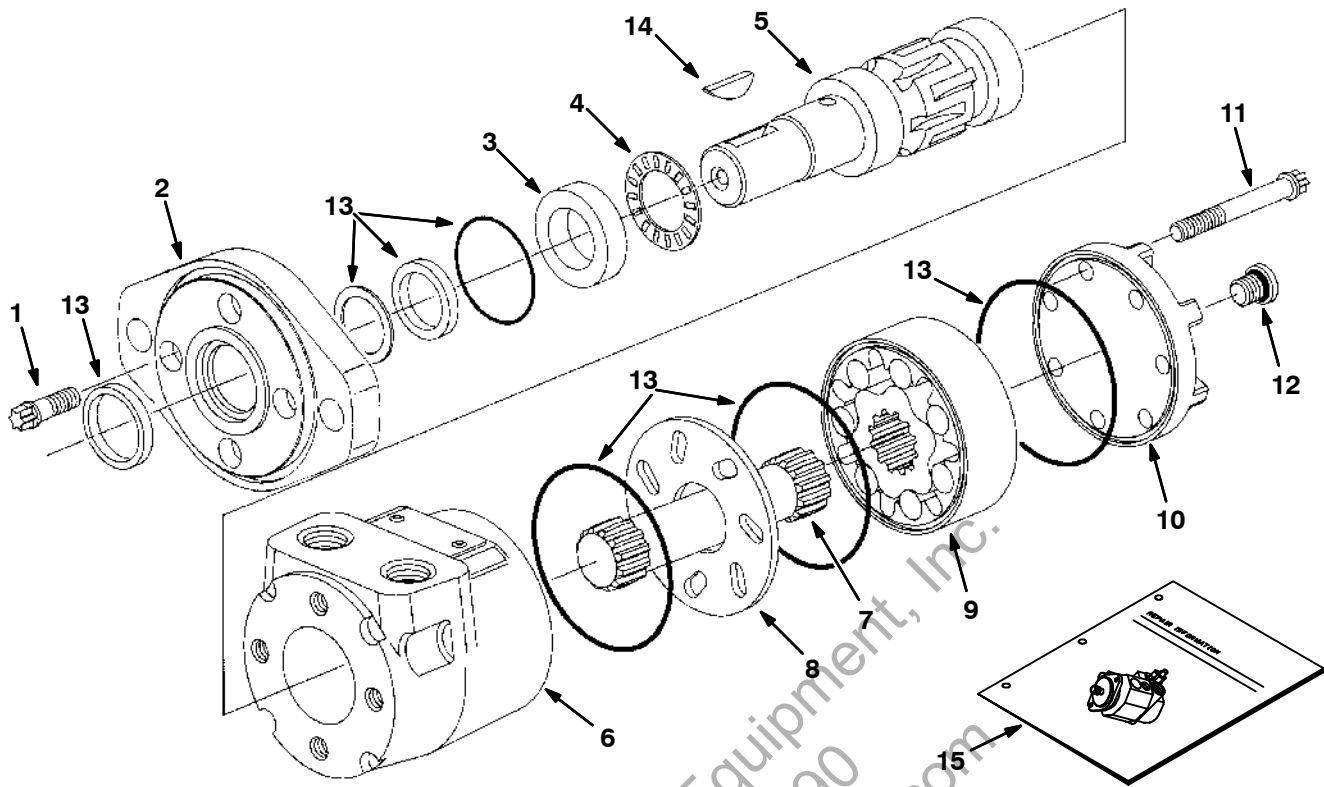
Ref.	Tenant Part No.	Machine Serial Number	Description	Qty.
1	330230	(000000-)	Manual Pkg, 6100 Gas	1
1	330234	(000000-)	Manual Pkg, 6100 Gas Jp	1
2	330231	(000000-)	Manual, Fiche, 6100 Gas	1
3	330235	(000000-)	Manual, Service, 6100 G/Lp	1
4	83121	(000000-)	Video, Operation 6100 G/Lp	1
5	330232	(000000-)	Manual, Oprtr, 6100 Gas Es Na	1
5	330233	(000000-)	Manual, Oprtr, 6100 Gas Fr Na	1
6	330710	(000000-)	Manual, Cd-Rom, Oprtr & Parts, All [NA]	1
7	371585	(000000-)	Manual, Eng Service, [Robin EH340]	1

SECTION 4

Contents	Page
Fig. 1 - Hydraulic Motor Breakdown, 83448	4-2
Fig. 2 - Hydraulic Control Valve Breakdown, 383806	4-3
Fig. 3 - Hydraulic Pump Breakdown, 83449	4-4

Factory Cleaning Equipment, Inc.
800.793.3790
www.thesweeper.com

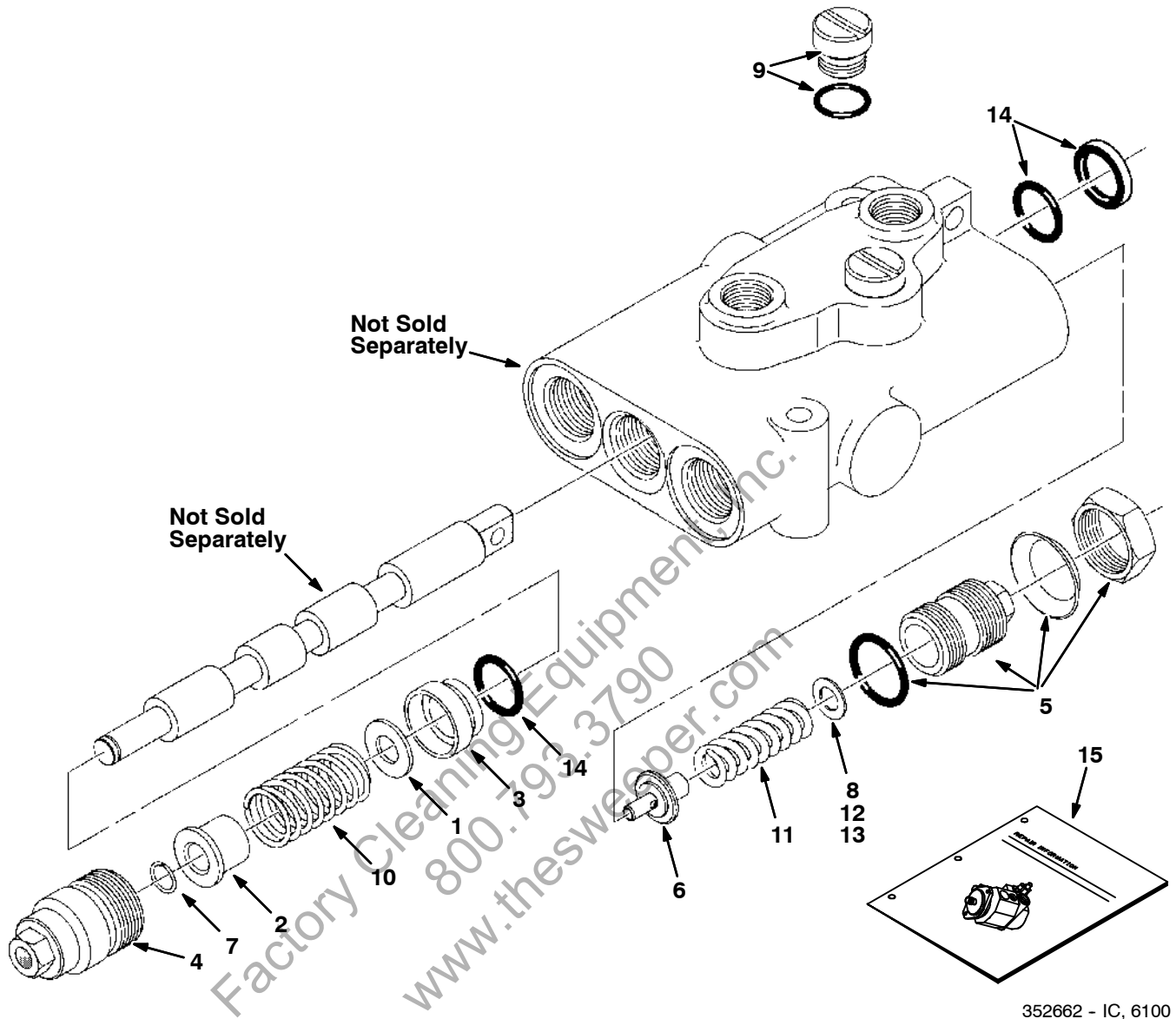
Fig. 1 - Hydraulic Motor Breakdown, 83448



352666 - IC

Ref.	Tennant Part No.	Manufacturer Serial Number	Description	Qty.	
▽	83448	(000000-) Motor, Hyd Gear	1	
▲	1	37555	(000000-) Screw	4
▲	2	763504	(000000-) Flange, Mounting 2-Bolt	1
▲	3	16695	(000000-) Race Thrust	1
▲	4	45628	(000000-) Bearing, Thrust	1
▲	5	31357	(000000-) Shaft, Output	1
▲	6	22655	(000000-) Housing	1
▲	7	34176	(000000-) Drive	1
▲	8	22658	(000000-) Spacer Plate	1
▲	9	22659	(000000-) Geroler S/A	1
▲	10	22660	(000000-) End Cap	1
▲	11	74174	(000000-) Cap, Screw	7
▲	12	74098	(000000-) Plug	1
▲	13	22662	(000000-) Seal Kit, Motor	1
▲	14	00500-15	(000000-) Key, Woodruff	1
▲	15	22661	(000000-) Repair Info,Mtr	1

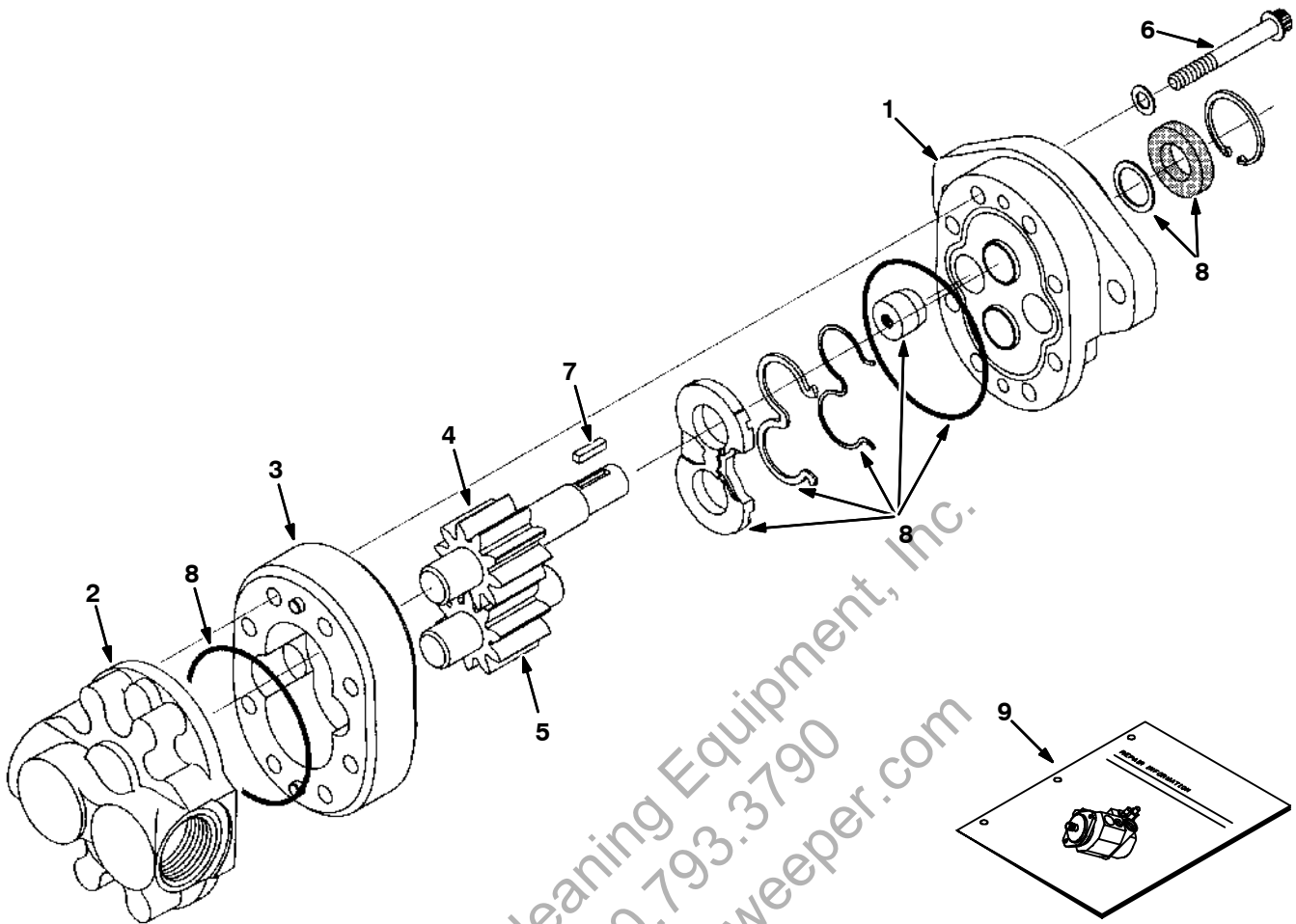
Fig. 2 - Hydraulic Control Valve Breakdown, 383806



352662 - IC, 6100

Ref.	Tennant Part No.	Manufacturer Serial Number	Description	Qty.	
▽	383806	(000000-) Valve, Hyd Cntrl Man	1	
▲	1	79794	(000000-) Washer	1
▲	2	79785	(000000-) Spacer	1
▲	3	79788	(000000-) Bushing	1
▲	4	79789	(000000-) Cap	1
▲	5	79790	(000000-) Plug Assembly	1
▲	6	22656	(000000-) Poppet	1
▲	7	79792	(000000-) Retainer, Ring	1
▲	8	79793	(000000-) Shim .035 Thk	-
▲	9	79795	(000000-) Plug & O-Ring	1
▲	10	79796	(000000-) Spring	1
▲	11	79797	(000000-) Spring	1
▲	12	79798	(000000-) Shim .015 Thk	-
▲	13	79799	(000000-) Shim .010 Thk	-
▲	14	79812	(000000-) Seal Kit, Vlv	1
▲	15	79820	(000000-) Instruction, Repair, Valve	1

Fig. 3 - Hydraulic Pump Breakdown, 83449



352664 - IC

Ref.	Tennant Part No.	Manufacturer Serial Number	Description	Qty.
▽	83449	(000000-)) Pump, Hyd Gear	1
▲	1 373201	(000000-)) Frontplate Assy	1
▲	2 373202	(000000-)) Backplate Assy	1
▲	3 373256	(000000-)) Body S/A	1
▲	4 373323	(000000-)) Drive Gear S/A	1
▲	5 373258	(000000-)) Idler Gear S/A	1
▲	6 373301	(000000-)) Screw, Cap	8
▲	7 373302	(000000-)) Key	1
▲	8 373208	(000000-)) Seal Kit, Pump	1
▲	9 373207	(000000-)) Repair Info,Pmp	1

SECTION 5

Contents	Page
Fig. 1 - Crankcase Group, Gasoline	5-2
Fig. 2 - Crankcase Group, LPG	5-4
Fig. 3 - Crankshaft and Piston Group	5-6
Fig. 4 - Intake and Exhaust Group	5-8
Fig. 5 - Air Cleaner Group, Gasoline	5-10
Fig. 6 - Air Cleaner Group, LPG	5-11
Fig. 7 - Housing Group	5-12
Fig. 8 - Governor and Carburetor Group	5-14
Fig. 9 - Fuel Tank Group, Gasoline	5-16
Fig. 10 - Ignition Group, Gasoline	5-18
Fig. 11 - Ignition Group, LPG	5-20
Fig. 12 - Flywheel Group, LPG	5-22
Fig. 13 - Starter Breakdown, 385966	5-24
Fig. 14 - Regulator and Solenoid Group	5-26

Factory Cleaning Equipment, Inc.
800.793.3790
www.thesweeper.com

Fig. 1 - Crankcase Group, Gasoline

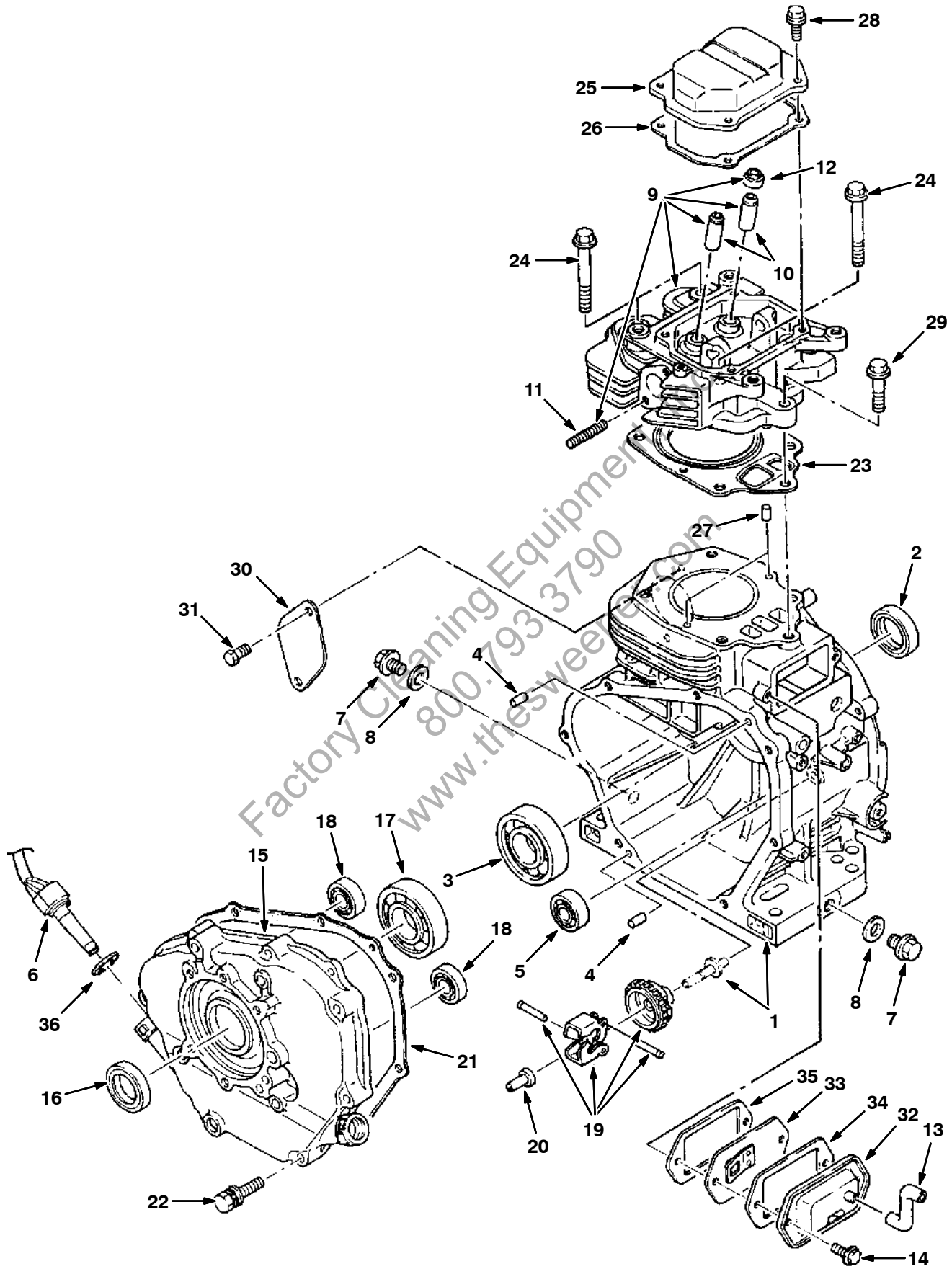


Fig. 1 - Crankcase Group, Gasoline

	Ref.	Tennant Part No.	Robin Part Number	Description	Qty.
▽	1	370946	247-10101-31	Crankcase (Gas)	1
▲	2	370932	044-03500-90	Oil Seal	1
▲	3	370934	060-03500-10	Ball Bearing	1
▲	4	369507	031-00600-20	Dowel Pin	2
▲	5	370933	060-01500-10	Ball Bearing	1
	6	385958	227-76015-01	Sensor, Lev, Oil (Gas)	1
	7	369508	040-11400-30	Plug	2
	8	369505	021-11400-20	Gasket	2
▽	9	370947	247-13011-11	Cylinder Head (Gas)	1
▲	10	370939	246-14202-03	Valve Guide (Gas)	2
▲	11	370928	010-50804-30	Stud	2
▲	12	370937	239-16302-13	Oil Seal	1
	13	370949	246-10801-03	Rubber Pipe	1
	14	369582	011-00600-30	Flange Bolt	2
▽	15	370938	246-11002-21	Main Bearing Cover	1
▲	16	370932	044-03500-90	Oil Seal	1
▲	17	370934	060-03500-10	Ball Bearing	1
▲	18	370933	060-01500-10	Ball Bearing	2
	19	370945	246-45001-01	Governor Gear	1
	20	369513	205-41901-03	Governor Sleeve	1
	21	370942	246-15101-03	Gasket (Brq Cover)	1
	22	370925	001-13084-00	Bolt & Washer Assy	7
	23	370948	247-15001-13	Gasket (Head)	1
	24	370930	011-01000-40	Flange Bolt	4
	25	370943	246-15501-02	Rocker Cover	1
	26	370944	246-16002-03	Gasket (Rocker Cover)	1
	27	369507	031-00600-20	Dowel Pin	2
	28	369502	011-00600-20	Flange Bolt	4
	29	370929	011-01000-20	Flange Bolt	1
	30	370935	224-17101-03	Blind Cover	1
	31	370926	001-65081-20	Bolt	2
	32	370940	246-14301-01	Breather Cover	1
	33	370941	246-14401-01	Breather Plate	1
	34	370950	246-16006-03	Gasket (Breathercover)	1
	35	370951	246-16007-03	Gasket (Breatherplate)	1
	36	370931	021-11400-20	Gasket	1
		370952	247-99001-07	Gasket Set	1

Fig. 2 - Crankcase Group, LPG

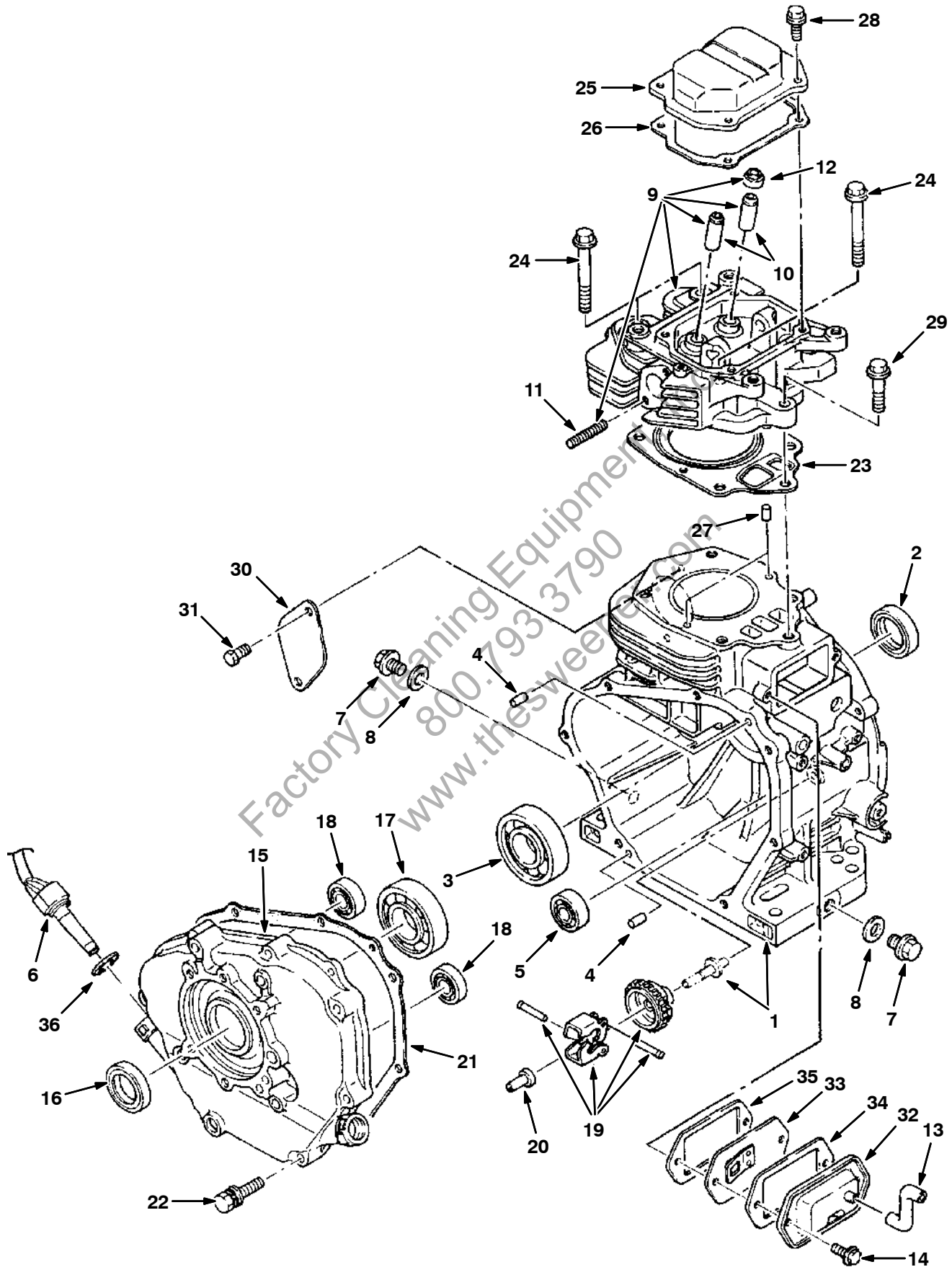


Fig. 2 - Crankcase Group, LPG

	Ref.	Tennant Part No.	Robin Part Number	Description	Qty.
▽	1	385967	247-10110-01	Crankcase (Lpg)	1
▲	2	370932	044-03500-90	Oil Seal	1
▲	3	370934	060-03500-10	Ball Bearing	1
▲	4	369507	031-00600-20	Dowel Pin	2
▲	5	370933	060-01500-10	Ball Bearing	1
	6	370813	KS3-11041-01	Sensor, Lev, Oil (Lpg)	1
	7	369508	040-11400-30	Plug	2
	8	369505	021-11400-20	Gasket	2
▽	9	385968	247-13011-01	Cylinder Head (Lpg)	1
▲	10	385969	246-14211-03	Valve Guide (Lpg)	2
▲	11	370928	010-50804-30	Stud	2
▲	12	370937	239-16302-13	Oil Seal	1
	13	370949	246-10801-03	Rubber Pipe	1
	14	369582	011-00600-30	Flange Bolt	2
▽	15	370938	246-11002-21	Main Bearing Cover	1
▲	16	370932	044-03500-90	Oil Seal	1
▲	17	370934	060-03500-10	Ball Bearing	1
▲	18	370933	060-01500-10	Ball Bearing	2
	19	370945	246-45001-01	Governor Gear	1
	20	369513	205-41901-03	Governor Sleeve	1
	21	370942	246-15101-03	Gasket (Brq Cover)	1
	22	370925	001-13084-00	Bolt & Washer Assy	7
	23	370948	247-15001-13	Gasket (Head)	1
	24	370930	011-01000-40	Flange Bolt	4
	25	370943	246-15501-02	Rocker Cover	1
	26	370944	246-16002-03	Gasket (Rocker Cover)	1
	27	369507	031-00600-20	Dowel Pin	2
	28	369502	011-00600-20	Flange Bolt	4
	29	370929	011-01000-20	Flange Bolt	1
	30	370935	224-17101-03	Blind Cover	1
	31	370926	001-65081-20	Bolt	2
	32	370940	246-14301-01	Breather Cover	1
	33	370941	246-14401-01	Breather Plate	1
	34	370950	246-16006-03	Gasket (Breathercover)	1
	35	370951	246-16007-03	Gasket (Breatherplate)	1
	36	370931	021-11400-20	Gasket	1
		370952	247-99001-07	Gasket Set	1

Fig. 3 - Crankshaft and Piston Group

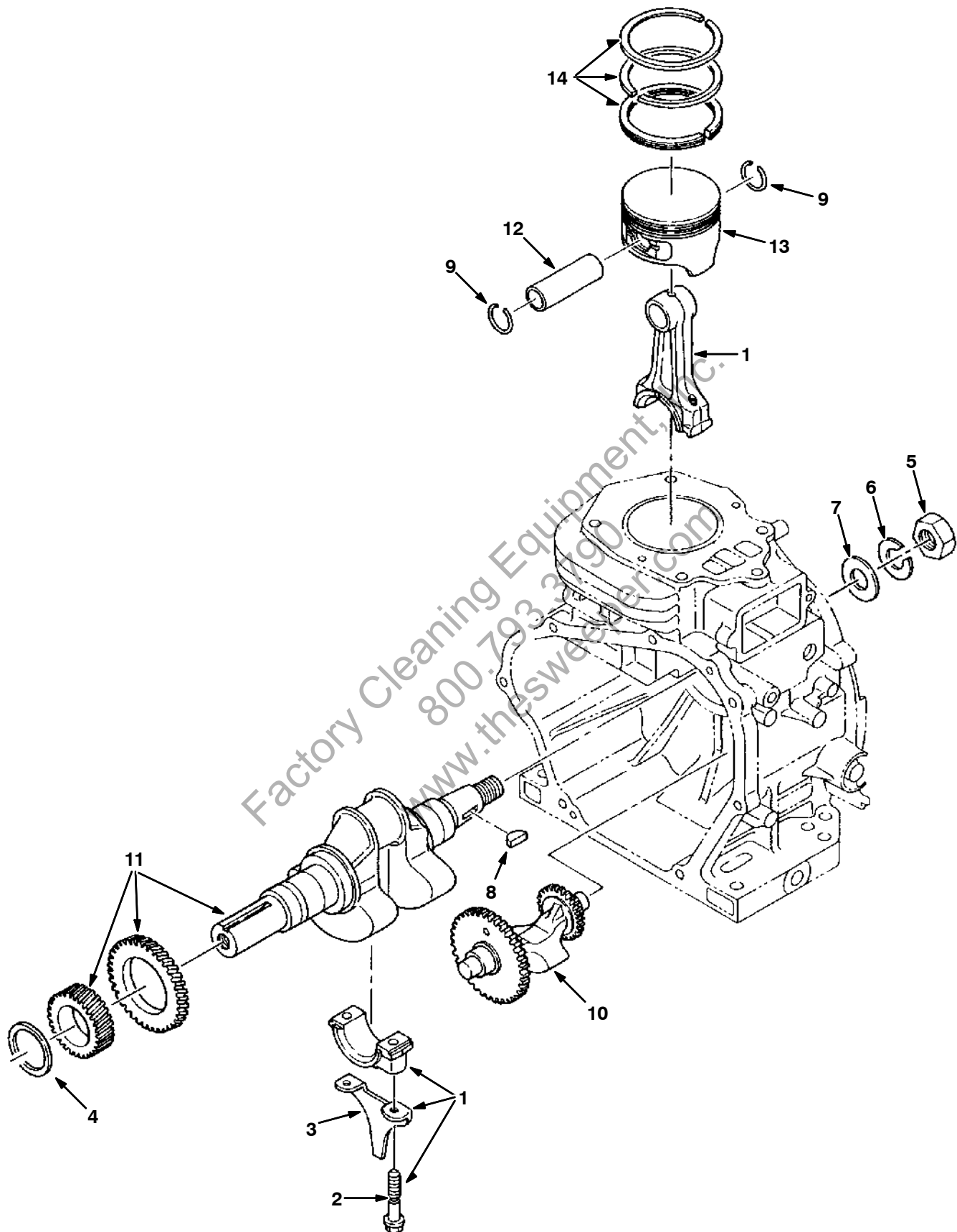


Fig. 3 - Crankshaft and Piston Group

	Ref.	Tennant Part No.	Robin Part Number	Description	Qty.
▽	1	370962	246-22501-00	Connecting Rod Assy	1
▲	2	370963	246-23001-03	Connecting Rod Bolt	2
▲	3	370964	246-23101-13	Oil Scraper	1
	4	370957	023-03501-60	Spacer, 0.6	1
	4	370958	023-03501-70	Spacer, 0.8	1
	4	370959	023-03501-80	Spacer, 1.0	1
	5	370953	002-18180-00	Nut	1
	6	370955	003-20180-00	Spring Washer	1
	7	370954	003-10180-00	Washer	1
	8	370956	005-32054-01	Woodruff Key	1
	9	370960	056-52100-20	Clip	2
	10	370967	246-24102-13	Balancer Shaft 2	1
	11	370961	246-20901-01	Crankshaft	1
	12	370965	246-23301-03	Piston Pin	1
	13	370968	247-23401-03	Piston, Std	1
	13	370969	247-23402-03	Piston, +.25mm	1
	13	370970	247-23403-03	Piston, +.50mm	1
	14	370971	247-23501-07	Piston Ring Set, Std	1
	14	370972	247-23502-07	Piston Ring Set, +.25mm	1
	14	370973	247-23503-07	Piston Ring Set, +.50mm	1

Factory Cleaning Equipment, Inc.
800.793.3790
www.thesweeper.com

Fig. 4 - Intake and Exhaust Group

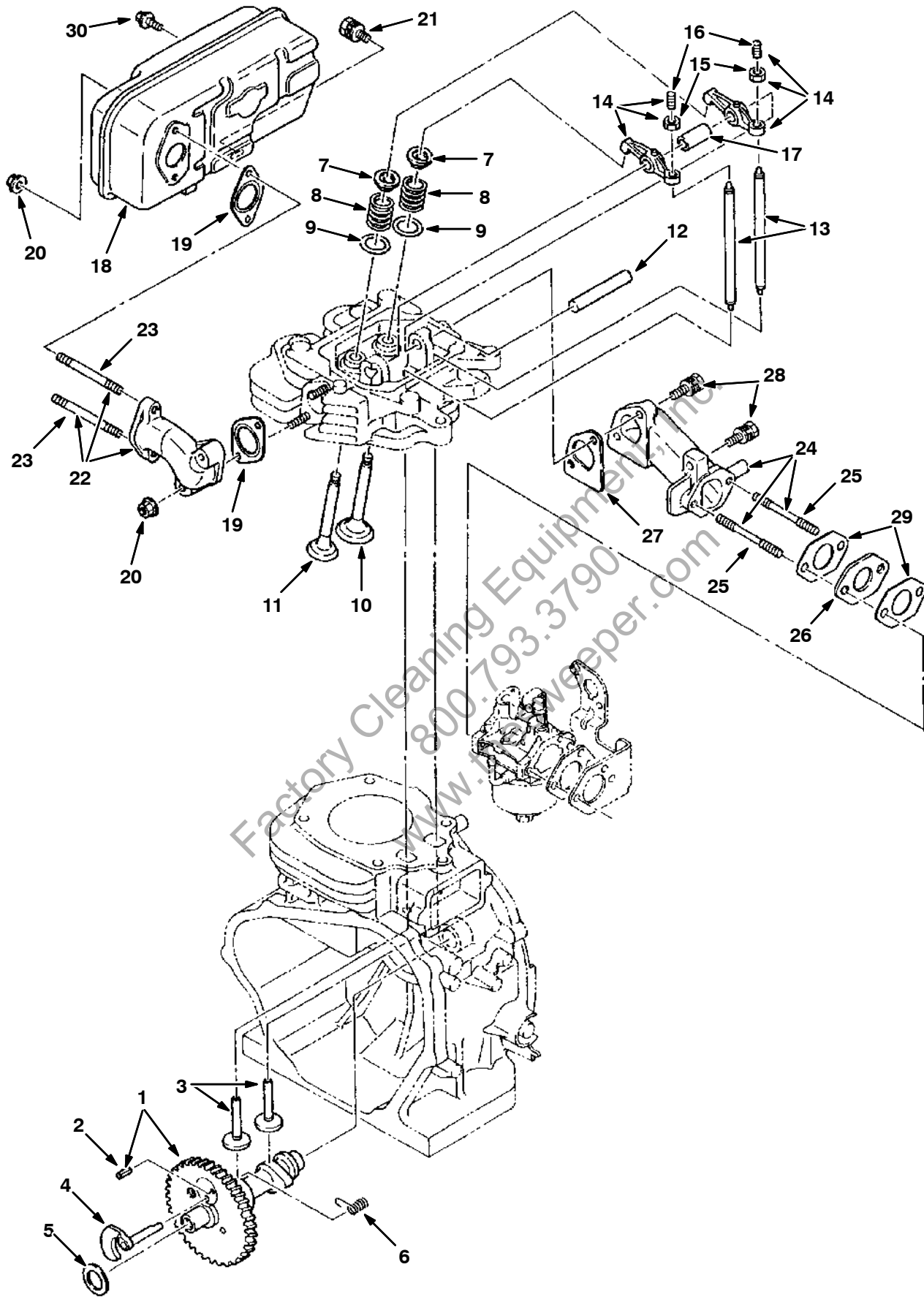
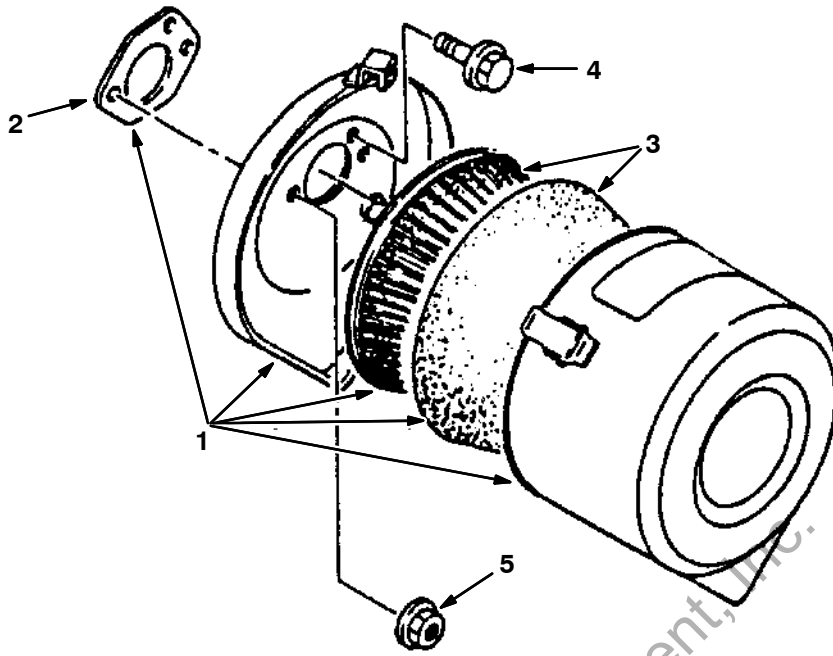


Fig. 4 - Intake and Exhaust Group

	Ref.	Tennant Part No.	Robin Part Number	Description	Qty.
▽	1	370985	246-31701-01	Camshaft	1
▲	2	369542	005-19041-00	Spring Pin	1
	3	370987	246-33301-03	Tappet	2
	4	370997	246-36201-01	Release Lever	1
	5	370980	023-02200-50	Spacer	1
	5	370981	023-02200-60	Spacer	1
	5	370982	023-02200-70	Spacer	1
	6	370998	246-36701-03	Return Spring	1
	7	370990	246-33601-03	Valve Spring	2
	8	370991	246-33701-13	Spring Retainer	2
	9	370979	020-02000-10	Washer	2
	10	370988	246-33401-03	Intake Valve	1
	11	370989	246-33501-03	Exhaust Valve	1
	12	370983	239-35001-06	Rocker Shaft	1
	13	370994	246-35301-11	Push Rod	2
▽	14	370995	246-36101-10	Rocker Arm Assy	2
▲	15	370977	014-90800-20	Adjusting Screw	2
▲	16	369548	017-00800-90	Nut	2
	17	370996	246-36120-13	Spacer (Rocker Shaft)	1
	18	370984	246-30102-11	Muffler	1
	19	370993	246-35201-03	Gasket (Muffler)	2
	20	370978	018-00800-10	Flange Nut	4
	21	370974	001-10081-60	Bolt & Washer Assy	1
▽	22	370992	246-34001-01	Exhaust Pipe	1
▲	23	370975	010-50803-60	Stud	2
▽	24	370986	246-33001-01	Intake Pipe	1
▲	25	369544	010-50602-30	Stud	2
	26	373154	246-32901-03	Insulator	1
	27	373155	246-36001-13	Gasket	1
	28	370999	001-13082-80	Bolt & Washer	3
	29	373153	234-35902-03	Gasket Set	2
	30	370976	011-00600-10	Bolt, Flange	2

Fig. 5 - Air Cleaner Group, Gasoline

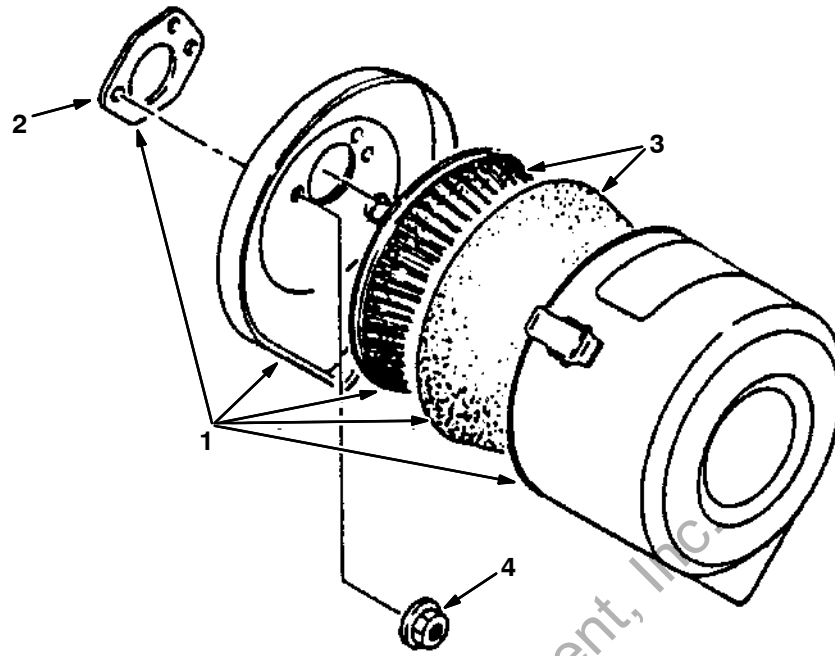


352674 - G

	Ref.	Tennant Part No.	Robin Part Number	Description	Qty.
▽	1	385959	246-32608-00	Air Cleaner Assy (Gas)	1
▲	2	385960	234-36003-08	Gasket	1
▲	3	373171	234-32604-07	Element Set	1
	4	385961	001-10061-20	Bolt & Washer (Gas)	1
	5	369540	002-38060-00	Flange Nut	2

Factory Cleaning Equipment, Inc.
800-753-3799
www.thesweeper.com

Fig. 6 - Air Cleaner Group, LPG



352692 - LP

	Ref.	Tennant Part No.	Robin Part Number	Description	Qty.
▽	1	385965	246-32612-00	Air Cleaner Assy (Lpg)	1
▲	2	385960	234-36003-08	Gasket	1
▲	3	373171	234-32604-07	Element Set	1
	4	369540	002-38060-00	Flange Nut	2

Factory Cleaning Equipment, Inc.
 800.735.3750
 www.thesweeper.com

Fig. 7 - Housing Group

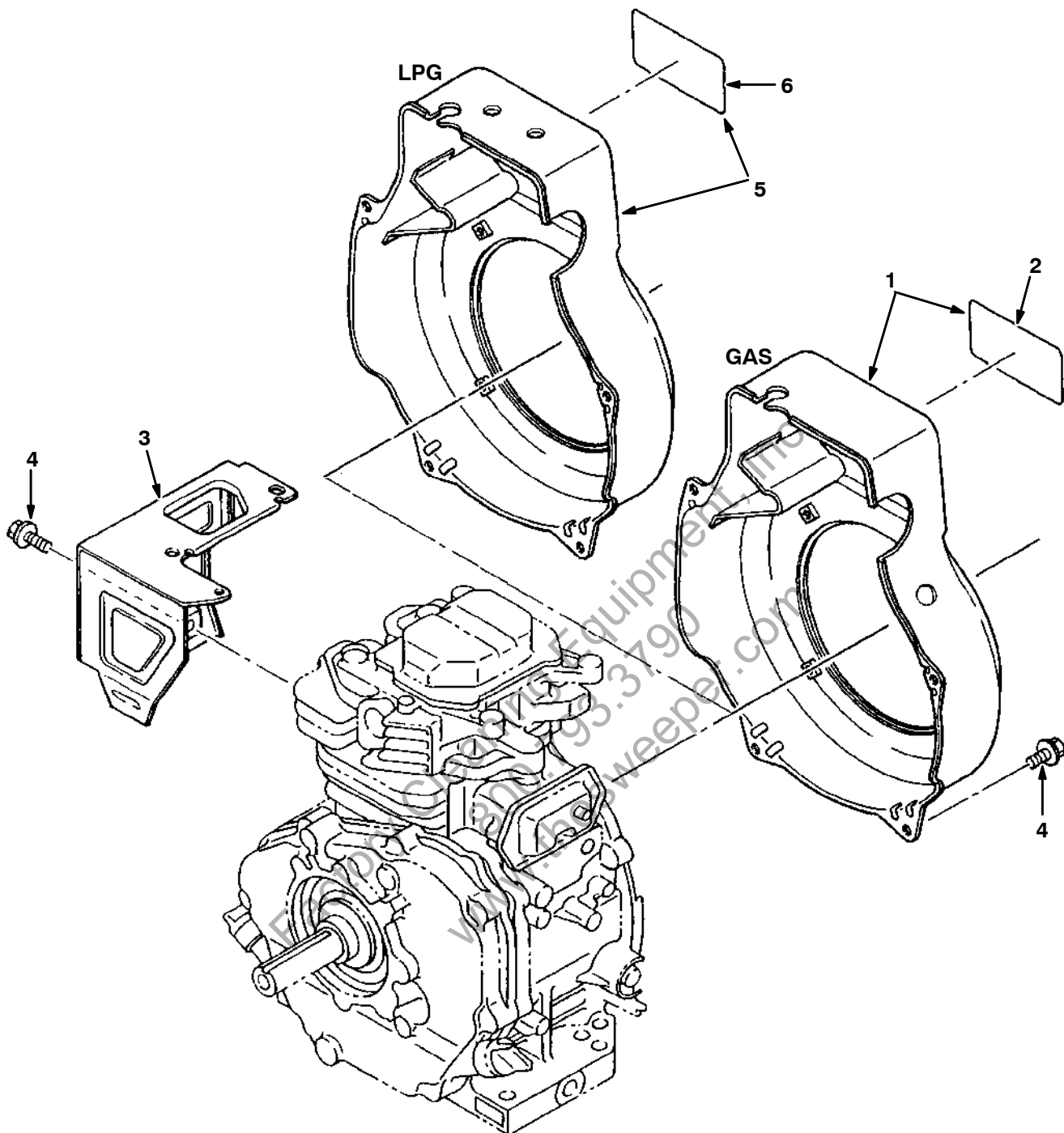


Fig. 7 - Housing Group

	Ref.	Tennant Part No.	Robin Part Number	Description	Qty.
▽	1	373173	246-51224-01	Blower Housing (Gas)	1
▲	2	373174	247-91703-03	Label	1
	3	373172	246-52701-12	Cylinder Baffle	1
	4	370976	011-00600-10	Flange Bolt	5
▽	5	373196	246-51225-01	Housing,Blower (Lpg)	1
▲	6	373174	247-91703-03	Label	1

Factory Cleaning Equipment, Inc.
 800.793.3790
 www.thesweeper.com

Fig. 8 - Governor and Carburetor Group

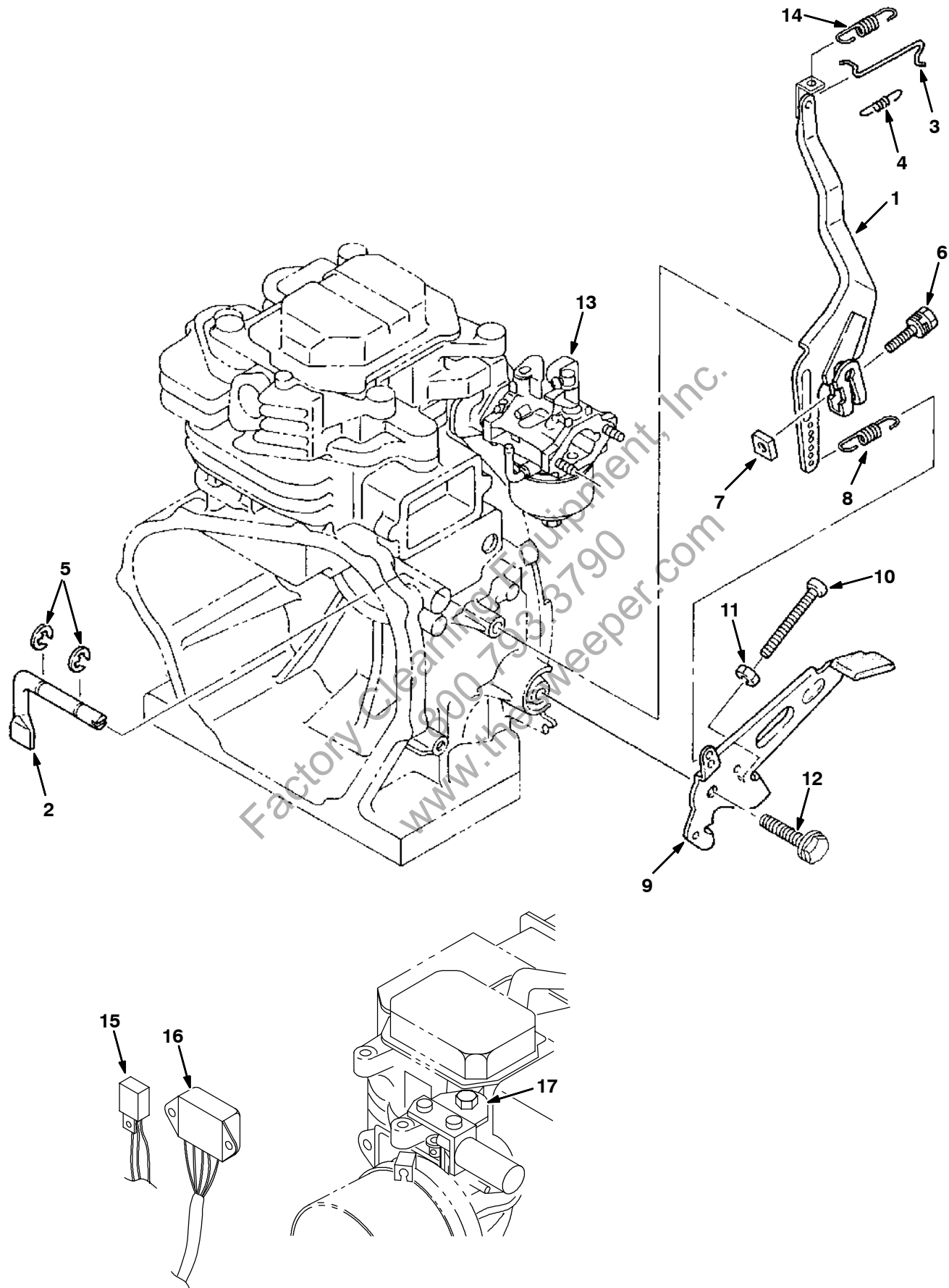


Fig. 8 - Governor and Carburetor Group

Ref.	Tennant Part No.	Robin Part Number	Description	Qty.
1	373167	246-42304-01	Governor Lever	1
2	373166	246-42201-03	Governor Shaft	1
3	373163	234-42703-01	Governor Rod	1
4	373169	246-42801-13	Rod Spring	1
5	369572	003-13060-00	Clip	2
6	369596	001-14062-50	Bolt & Washer Assy	1
7	373160	018-60600-20	Nut	1
8	373168	246-42503-13	Governor Spring	1
9	373170	246-43301-13	Speed Control	1
10	373158	004-31054-00	Screw, Panhead	1
11	373157	002-27050-00	Nut	1
12	370974	001-10081-60	Bolt And Washer Assy	1
13	373188	247-62314-10	Carburetor Assy (Gas)	1
13	373197	247-69901-00	Carburetor (Lpg)	1
14	370894	234-78202-13	Spring	1
15	385954	KU3-11059-01	Diode Unit	1
16	385952	KU3-11008-01	Control Unit	1
17	385950	246-76005-01	Bracket, Mount	1

Factory Cleaning Equipment, Inc.
800.793.3790
www.thesweeper.com

Fig. 9 - Fuel Tank Group, Gasoline

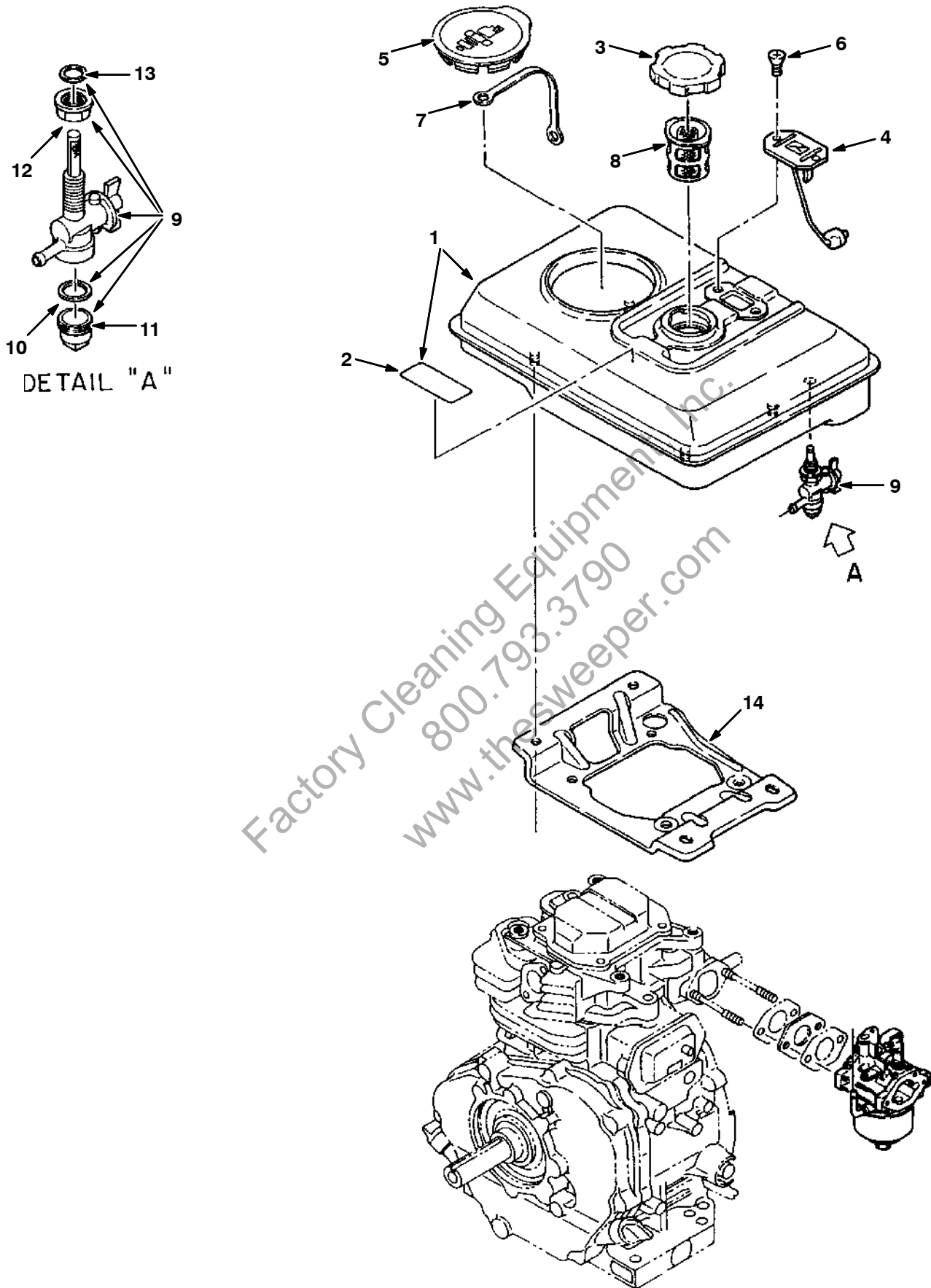


Fig. 9 - Fuel Tank Group, Gasoline

	Ref.	Tennant Part No.	Robin Part Number	Description	Qty.
▽	1	373184	246-60803-01	Fuel Tank	1
▲	2	369587	073-20039-00	Label (Warning)	1
	3	80076	043-04300-15	Fuel Tank Cap	1
	4	373180	064-80001-00	Fuel Gauge	1
	5	373186	246-66001-03	Plug Cover	1
	6	369583	014-50500-40	Screw	2
	7	373187	246-66002-03	Gasket	1
	8	369585	064-13600-10	Fuel Filter	1
▽	9	373185	246-62101-20	Fuel Strainer Assy	1
▲	10	373177	064-20064-10	Gasket	1
▲	11	373176	064-20042-10	Cup, Strainer	1
▲	12	373178	064-20064-30	Nut	1
▲	13	373179	064-20064-40	Gasket	1
	14	373190	246-61601-21	Fuel Tank Bracket	1

Factory Cleaning Equipment, Inc.
 800.793.3790
 www.thesweeper.com

Fig. 10 - Ignition Group, Gasoline

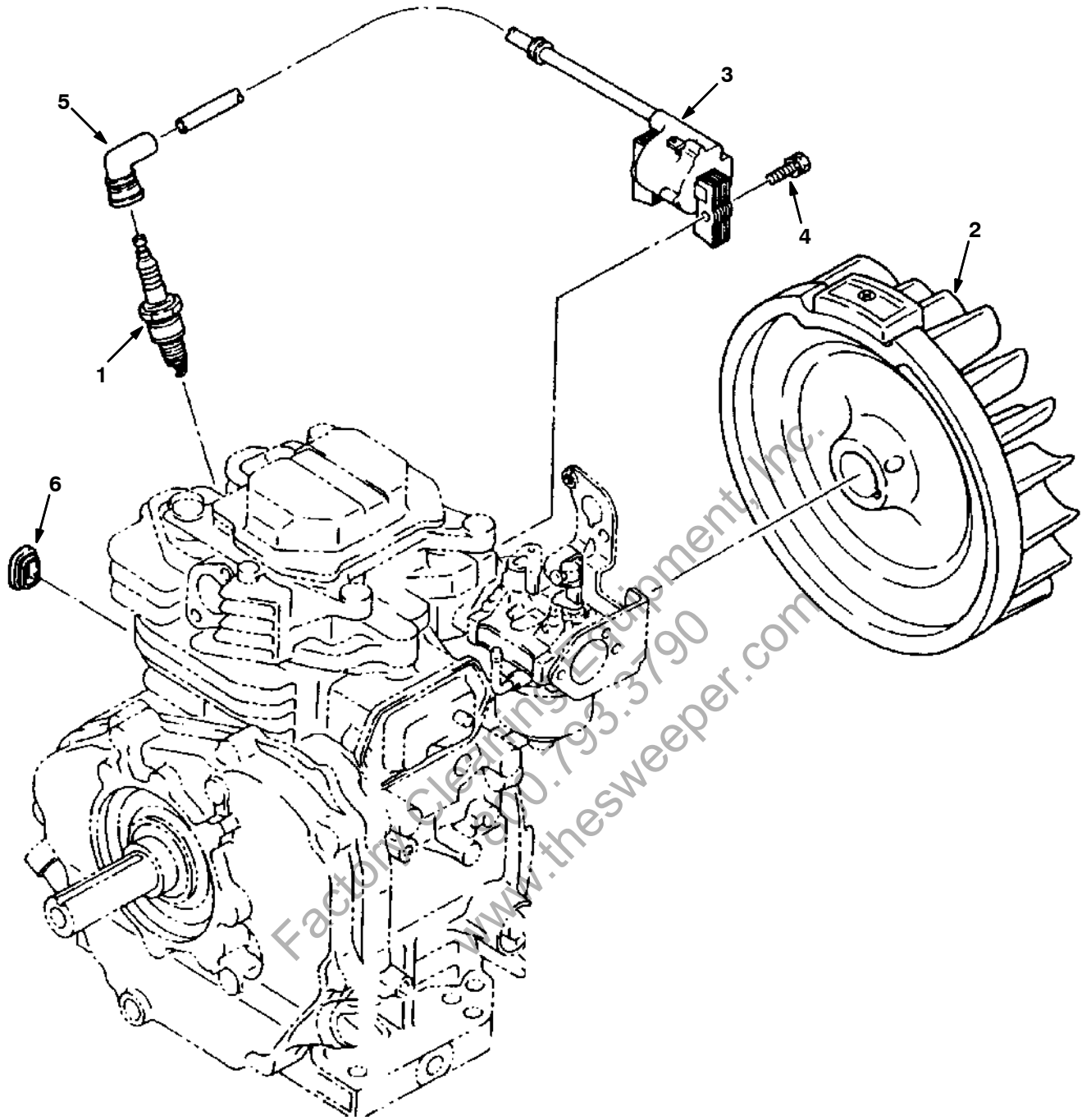


Fig. 10 - Ignition Group, Gasoline

Ref.	Tennant Part No.	Robin Part Number	Description	Qty.
1	385970	065-01405-90	Sparkplug (Gas)	1
2	385956	246-77205-21	Flywheel	1
3	385962	246-78201-21	Coil (Gas)	1
4	369571	001-14063-00	Bolt & Washer	2
5	369602	065-50000-51	Sparkplug Cap (Gas)	1
6	385963	227-75001-03	Grommet	1

Factory Cleaning Equipment, Inc.
800.793.3790
www.thesweeper.com

Fig. 11 - Ignition Group, LPG

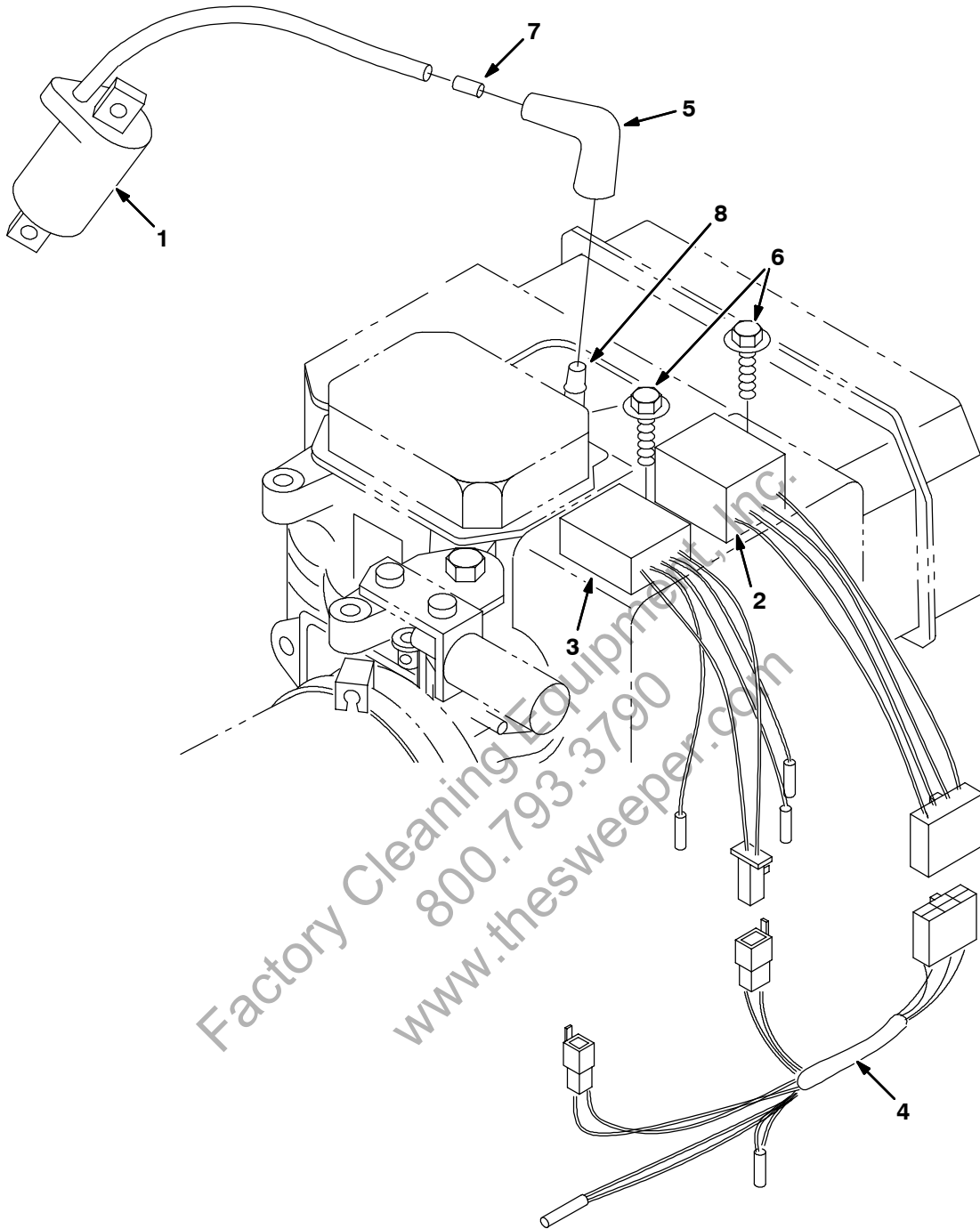


Fig. 11 - Ignition Group, LPG

Ref.	Tennant Part No.	Robin Part Number	Description	Qty.
1	370893	223-71201-01	Coil, Ignition (Lpg)	1
2	369619	253-79501-01	Cdi Unit (Lpg)	1
3	374136	246-79611-01	Cdi Cntrlr(Lpg)	1
4	369652	253-73107-01	Wire 7 Cp (Lpg)	1
5	369603	065-50001-40	Spkplugcap(Lpg)	1
6	369582	011-00600-30	Flange Bolt	2
7	369656	065-90000-10	Plug Terminal	1
8	370808	065-01407-00	Sparkplug (Lpg)	1

Factory Cleaning Equipment, Inc.
 800.793.3790
 www.thesweeper.com

Fig. 12 - Flywheel Group, LPG

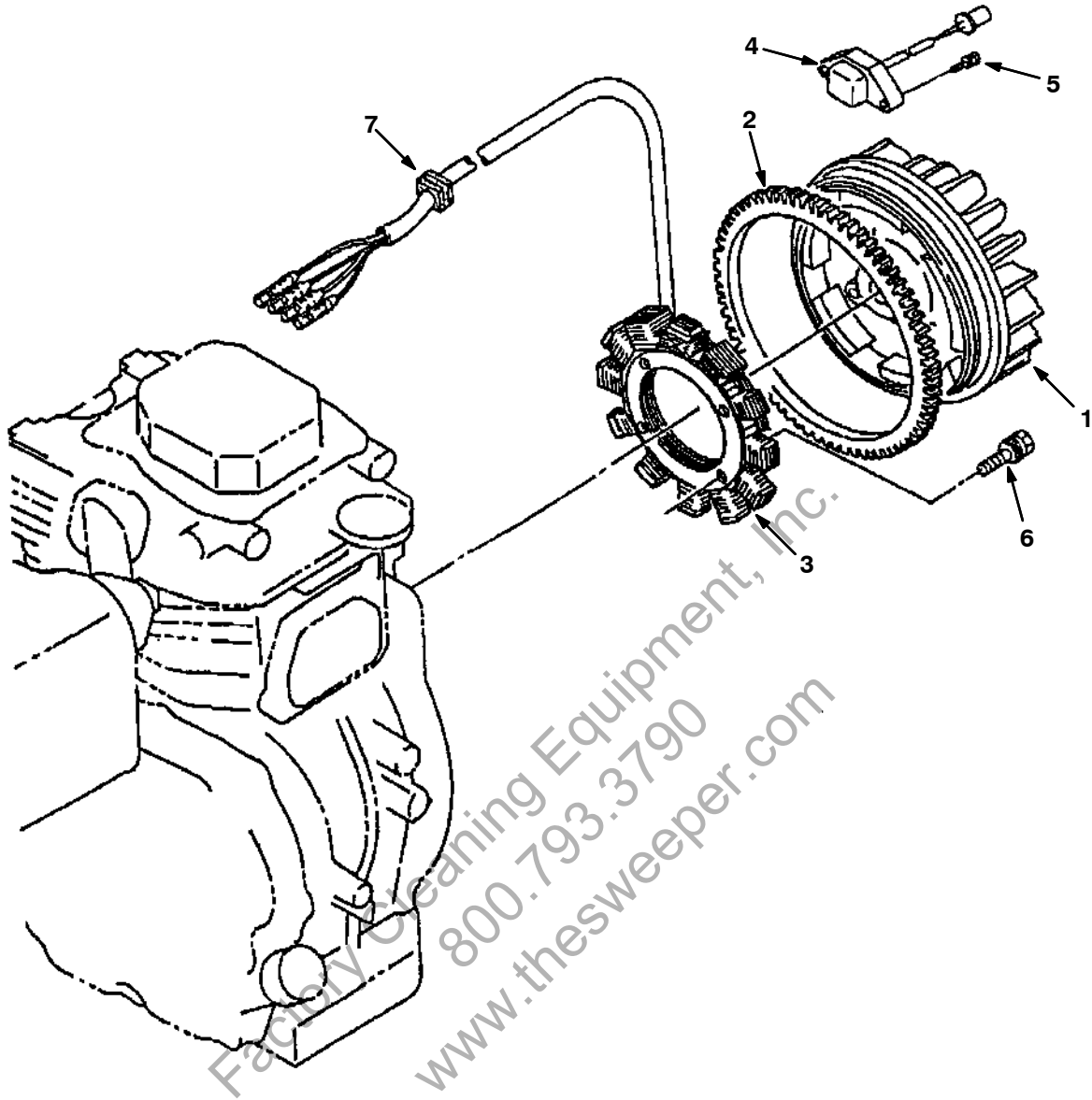
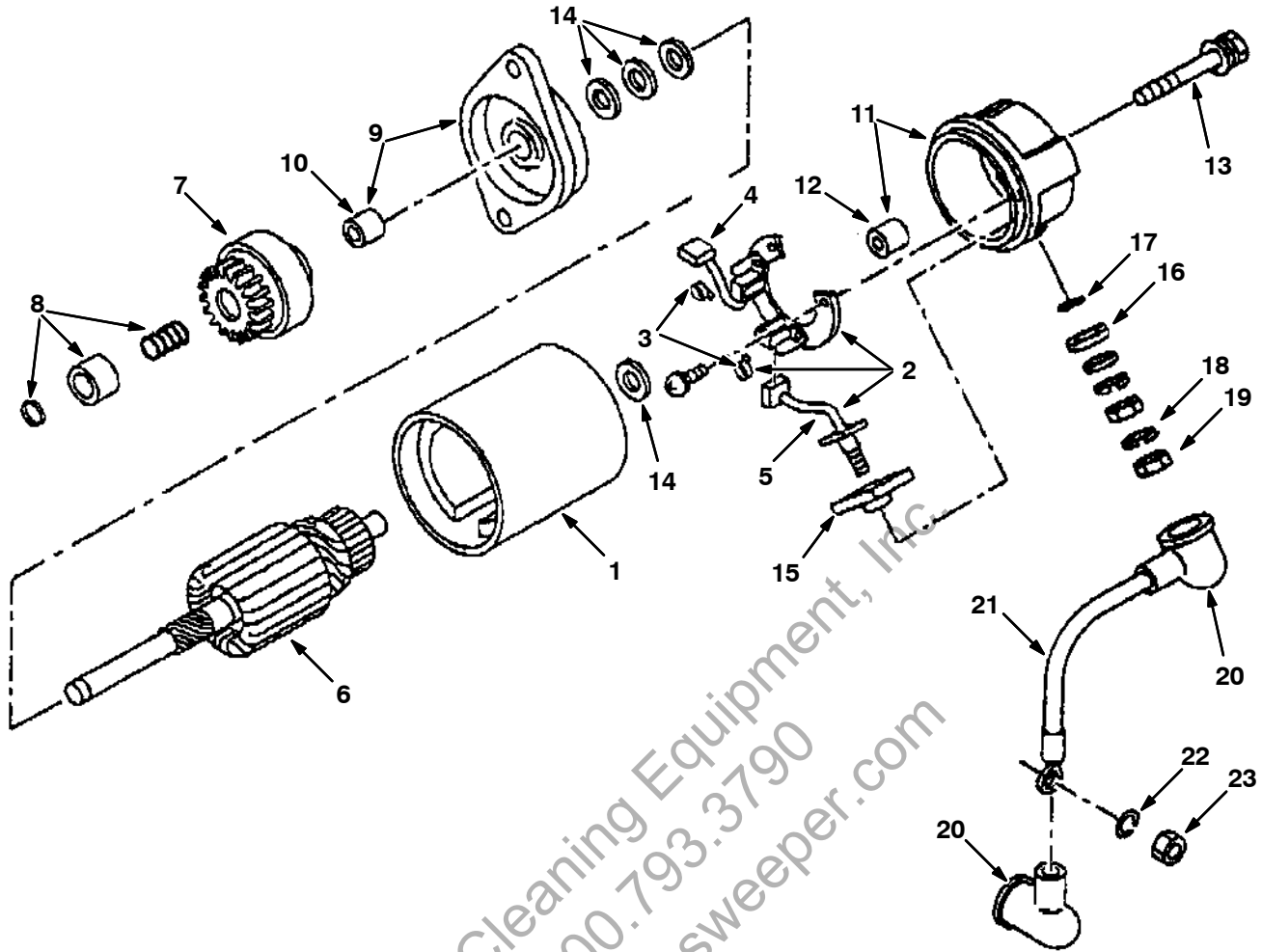


Fig. 12 - Flywheel Group, LPG

Ref.	Tennant Part No.	Robin Part Number	Description	Qty.
1	373198	246-77207-01	Flywheel (Lpg)	1
2	385988	246-71002-03	Ring Gear	1
3	370828	253-79690-01	Coil, Stator	1
4	373199	246-79601-01	Coil, Sensor (Lpg)	1
5	369596	001-14062-50	Bolt & Washer Assy	2
6	385989	004-35062-00	Screw & Washer Assy	4
7	369607	226-75501-03	Grommet	1

Factory Cleaning Equipment, Inc.
800.793.3790
www.thesweeper.com

Fig. 13 - Starter Breakdown, 385966



Factory Cleaning Equipment, Inc.
800.793.3790
www.thesweeper.com

Fig. 13 - Starter Breakdown, 385966

	Ref.	Tennant Part No.	Robin Part Number	Description	Qty.
▽		385966	246-70501-00	Starter Motor Assy	1
▲	1	385971	235-70560-08	York Assy	1
▲▽	2	385972	235-70530-08	Holder Assy, Brush	1
▲▲	3	385973	235-70545-08	Spring, Brush	2
▲▲	4	385974	235-70535-08	Brush (+)	1
▲▲	5	385975	235-70540-08	Brush (-)	1
▲	6	385976	235-70550-08	Armature Assy	1
▲	7	385977	246-70521-08	Pinion Assy	1
▲	8	385978	246-70571-08	Stopper Set, Pinion	1
▲▽	9	385979	246-70500-08	Front Cover Assy	1
▲▲	10	385980	214-70560-08	Front Metal	1
▲▽	11	385981	246-70505-08	Rear Cover Assy	1
▲▲	12	385982	113-70510-08	Case Metal	1
▲	13	385983	235-70575-08	Thrubolt	1
▲	14	385984	235-70555-08	Washer Kit	4
▲	15	385985	235-70565-08	N Brush 1	1
▲	16	385986	235-70566-08	N Brush 2	1
▲	17	385987	246-70580-08	O-ring	1
▲	18	369627	003-20060-00	Spring Washer	1
▲	19	369624	002-27060-00	Nut	1
	20	385990	214-78501-03	Wire Casing	2
	21	385991	214-73101-01	Wire 1 Cp	1
	22	369627	003-20060-00	Spring Washer	1
	23	369624	002-27060-00	Nut	1

Fig. 14 - Regulator and Solenoid Group

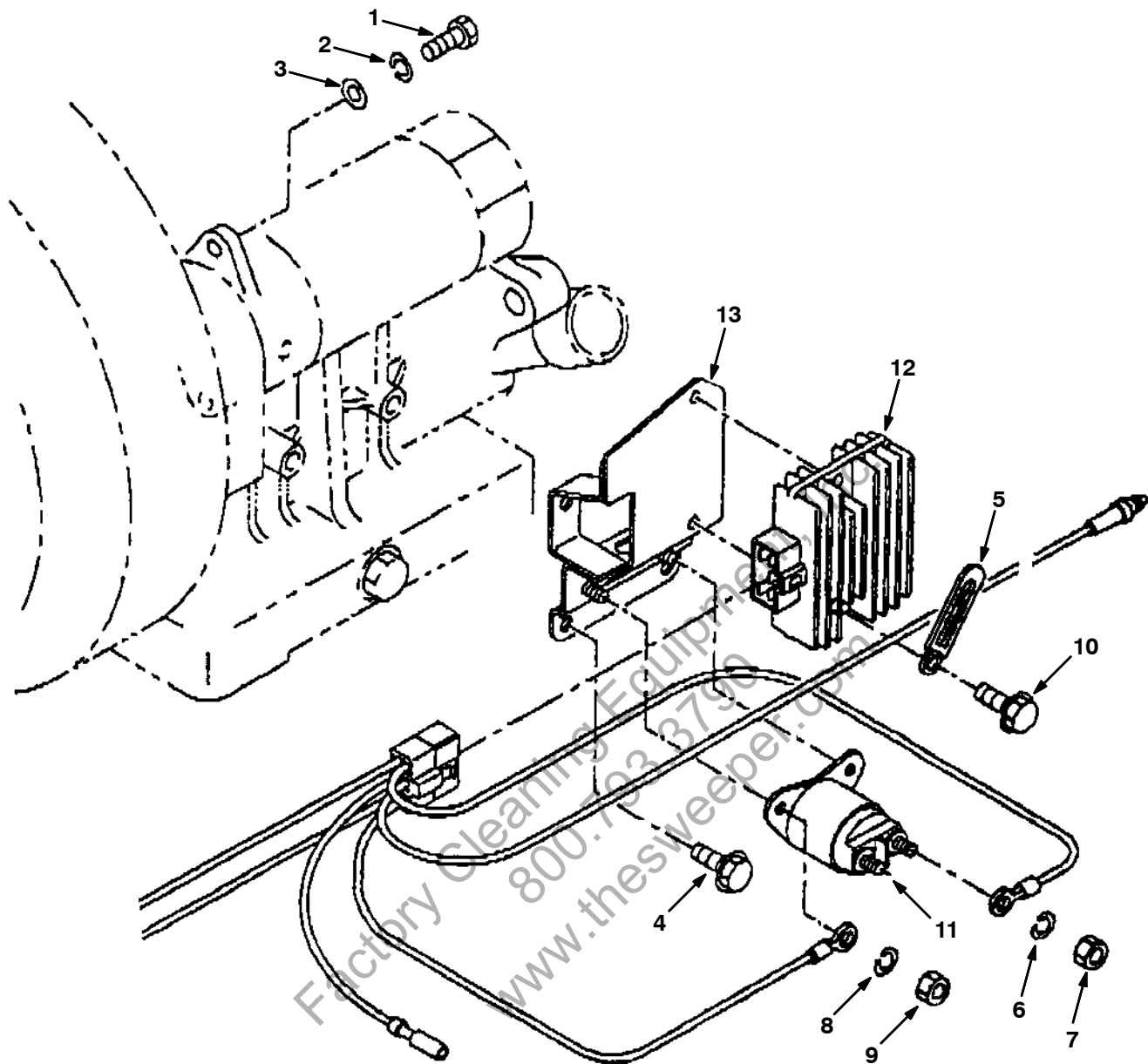


Fig. 14 - Regulator and Solenoid Group

Ref.	Tennant Part No.	Robin Part Number	Description	Qty.
1	385992	214-79007-01	Bolt	1
2	385993	003-10080-01	Washer	1
3	369628	003-20080-00	Spring Washer	1
4	370976	011-00600-10	Flange Bolt	1
5	385994	056-60002-50	Clamp	1
6	369627	003-20060-00	Spring Washer	1
7	369624	002-27060-00	Nut	1
8	369626	003-20050-00	Spring Washer	1
9	369623	002-17050-00	Nut	1
10	385995	011-00601-40	Screw	1
11	80069	066-10000-10	Solenoid	1
12	80072	246-71901-01	Regulator	1
13	385996	246-76004-21	Bracket, Mount	1

Factory Cleaning Equipment, Inc.
800.793.3790
www.thesweeper.com

Factory Cleaning Equipment, Inc.
800.793.3790
www.thesweeper.com

SECTION 6

CONTENTS

PAGE

PART NUMBER TO PAGE NUMBER CROSS REFERENCE LIST 6-2
PART DESCRIPTION TO PAGE NUMBER CROSS REFERENCE LIST 6-8

Factory Cleaning Equipment, Inc.
800.793.3790
www.thesweeper.com

CROSS REFERENCE

PART NUMBER TO PAGE NUMBER CROSS REFERENCE LIST

Part Number	Page Number	Part Number	Page Number	Part Number	Page Number
KS3-11041-01	5-5	023-02200-70	5-9	07515	2-19
KU3-11008-01	5-15	023-03501-60	5-7	07592	2-33
KU3-11059-01	5-15	023-03501-70	5-7	07790	2-13, 2-19, 2-21, 2-39
001-10061-20	5-10	023-03501-80	5-7	07791	2-7, 2-13, 2-15, 2-17, 2-19, 2-21, 2-23, 2-25, 2-31, 3-11, 3-13
001-10081-60	5-9, 5-15	02355	2-33	07792	3-9
001-13082-80	5-9	02356	2-33	07807	2-65
001-13084-00	5-3, 5-5	02374	3-17	07810	2-57
001-14062-50	5-15, 5-23	02384	2-55	08085	2-69
001-14063-00	5-19	02850	2-65, 3-3	08170	2-35, 2-41
001-65081-20	5-3, 5-5	02892	3-16	08182	2-35, 2-43, 2-47
002-17050-00	5-27	02942	2-61, 3-3, 3-7	08407	2-37
002-18180-00	5-7	02999	2-29	08708	2-9, 2-13, 2-25, 2-35, 2-41, 2-43, 2-57, 2-59, 2-63, 2-65, 2-67, 2-69, 3-13
002-27050-00	5-15	031-00600-20	5-3, 5-5	08709	2-11, 2-25, 2-27, 2-31, 2-39, 2-43, 2-45, 2-49, 2-51, 2-57, 2-59, 2-63, 3-3, 3-5, 3-18
002-27060-00	5-25, 5-27	03192	2-11, 2-47	08711	2-11, 2-39, 2-45, 2-61, 3-7, 3-14
002-38060-00	5-10, 5-11	040-11400-30	5-3, 5-5	08712	2-3, 2-4, 2-7, 2-49, 2-51, 2-61, 3-7
003-10080-01	5-27	043-04300-15	5-17	08713	2-4, 2-51
003-10180-00	5-7	044-03500-90	5-3, 5-5	08716	2-67
003-13060-00	5-15	04400	2-61, 3-7	09145	2-9, 2-13, 3-13
003-20050-00	5-27	056-52100-20	5-7	09146	2-13, 2-65
003-20060-00	5-25, 5-27	056-60002-50	5-27	09162	2-33, 2-57
003-20080-00	5-27	060-01500-10	5-3, 5-5	09164	2-13
003-20180-00	5-7	060-03500-10	5-3, 5-5	09206	2-65
004-31054-00	5-15	06279	2-61, 3-7	09252	3-11
004-35062-00	5-23	064-13600-10	5-17	09570	2-39
005-19041-00	5-9	064-20042-10	5-17	09737	2-11
005-32054-01	5-7	064-20064-10	5-17	09741	2-53
00500-10	2-11	064-20064-30	5-17	10137	2-27
00500-15	4-2	064-20064-40	5-17	10632-2	3-11
00912	2-11	064-80001-00	5-17	10632-4	2-17
00918	2-57	06474A	2-43, 2-47	10632-9	2-7
00926	3-9	065-01405-90	5-19	10752-2	2-23
00927	2-33	065-01407-00	5-21	10754	2-23
00960	2-63	065-50000-51	5-19	10770	2-21
010-50602-30	5-9	065-50001-40	5-21	10820	2-55
010-50803-60	5-9	065-90000-10	5-21	11109	2-39, 3-18
010-50804-30	5-3, 5-5	06506	3-3	113-70510-08	5-25
01047	2-51	06524	2-65	11399	2-25
011-00600-10	5-9, 5-13, 5-27	06524	2-65	11442-23	2-23
011-00600-20	5-3, 5-5	06535	2-39, 2-51	11516	2-61, 3-7
011-00600-30	5-3, 5-5, 5-21	06549	2-53, 3-11, 3-19	11635	2-15, 2-19, 2-63
011-00601-40	5-27	066-10000-10	5-27	11747	2-49
011-01000-20	5-3, 5-5	06923	2-59	11984	2-21
011-01000-40	5-3, 5-5	06942	2-9, 2-21, 2-63, 2-65	12138	2-53
01314	2-7	06943	2-9, 2-13, 2-39, 2-41, 2-55, 2-69	12274	2-47
014-50500-40	5-17	06944	2-41, 2-43, 2-59	12312	2-53, 3-13, 3-19
014-90800-20	5-9	06947	2-19	12323	3-3
01684	2-15, 2-19, 2-61, 3-7	06949	2-35	13015-1	2-27
017-00800-90	5-9	06956	3-5	13248	3-9
01714	2-35	06957	2-21, 3-9	13513	2-35
01750	3-9	06958	2-49		
01754	2-13, 2-59	06960	2-15, 2-19		
01760	2-41	06962	3-9		
018-00800-10	5-9	06963	2-43, 2-53		
018-60600-20	5-15	06967	2-59, 3-5		
020-02000-10	5-9	06972	2-61, 3-7		
02076	3-9	073-20039-00	5-17		
021-11400-20	5-3, 5-5	07449	3-3		
023-02200-50	5-9	07464	2-21		
023-02200-60	5-9	07471	2-13		

CROSS REFERENCE

Part Number	Page Number	Part Number	Page Number	Part Number	Page Number
14601	2-35	22655	4-2	246-36101-10	5-9
14799	2-11	22656	4-3	246-36120-13	5-9
15047	2-61, 3-3, 3-7	22658	4-2	246-36201-01	5-9
15331	2-33	22659	4-2	246-36701-03	5-9
15648	2-61, 3-3, 3-7	22660	4-2	246-42201-03	5-15
15678	2-61, 3-7	22661	4-2	246-42304-01	5-15
16081	2-33	22662	4-2	246-42503-13	5-15
16213	2-47	227-75001-03	5-19	246-42801-13	5-15
16368	2-7	227-76015-01	5-3	246-43301-13	5-15
16695	4-2	234-32604-07	5-10, 5-11	246-45001-01	5-3, 5-5
16735	2-7, 2-13, 2-17, 2-25, 3-11, 3-13	234-35902-03	5-9	246-51224-01	5-13
16930	2-15, 2-19	234-36003-08	5-10, 5-11	246-51225-01	5-13
16931	2-7, 2-23, 2-31, 2-39, 2-51, 2-55, 2-57	234-42703-01	5-15	246-52701-12	5-13
16946	2-51	234-78202-13	5-15	246-60803-01	5-17
19065	2-65, 2-69	235-70530-08	5-25	246-61601-21	5-17
19066	2-13, 2-47, 3-11, 3-13	235-70535-08	5-25	246-62101-20	5-17
19200	2-15, 2-19	235-70540-08	5-25	246-66001-03	5-17
19315	2-21, 2-31	235-70545-08	5-25	246-66002-03	5-17
19630	2-29	235-70550-08	5-25	246-70500-08	5-25
19747	2-15, 2-19	235-70555-08	5-25	246-70501-00	5-25
19774	2-21	235-70560-08	5-25	246-70505-08	5-25
205-41901-03	5-3, 5-5	235-70565-08	5-25	246-70521-08	5-25
20536-1	2-51	235-70566-08	5-25	246-70571-08	5-25
214-70560-08	5-25	235-70575-08	5-25	246-70580-08	5-25
214-73101-01	5-25	23683	2-35	246-71002-03	5-23
214-78501-03	5-25	23709	2-69	246-71901-01	5-27
214-79007-01	5-27	239-16302-13	5-3, 5-5	246-76004-21	5-27
222158	2-9	239-35001-06	5-9	246-76005-01	5-15
222159	2-3, 2-7, 2-49, 2-63	24047	2-23	246-77205-21	5-19
222268	2-15, 2-19	246-10801-03	5-3, 5-5	246-77207-01	5-23
222290	2-76, 3-9	246-11002-21	5-3, 5-5	246-78201-21	5-19
222460	2-7, 2-39, 2-59, 2-63, 3-5	246-14202-03	5-3	246-79601-01	5-23
222470	2-53	246-14211-03	5-5	246-79611-01	5-21
222534	2-13	246-14301-01	5-3, 5-5	247-10101-31	5-3
222556	2-51	246-14401-01	5-3, 5-5	247-10110-01	5-5
222683	2-13	246-15101-03	5-3, 5-5	247-13011-01	5-5
223-71201-01	5-21	246-15501-02	5-3, 5-5	247-13011-11	5-3
223061	2-11	246-16002-03	5-3, 5-5	247-15001-13	5-3, 5-5
223065	2-11	246-16006-03	5-3, 5-5	247-23401-03	5-7
223068	2-11	246-16007-03	5-3, 5-5	247-23402-03	5-7
223070	2-11	246-20901-01	5-7	247-23403-03	5-7
223072	2-11	246-22501-00	5-7	247-23501-07	5-7
223073	2-11	246-23001-03	5-7	247-23502-07	5-7
223075	2-11	246-23101-13	5-7	247-23503-07	5-7
223080	2-9	246-23301-03	5-7	247-62314-10	5-15
223153	2-37	246-24102-13	5-7	247-69901-00	5-15
223154	2-37	246-30102-11	5-9	247-91703-03	5-13
223157	2-37	246-31701-01	5-9	247-99001-07	5-3, 5-5
223159	2-37	246-32608-00	5-10	24929	2-23
223160	2-37	246-32612-00	5-11	25154	2-33
223161	2-37	246-32901-03	5-9	253-73107-01	5-21
223198	2-47	246-32901-03	5-9	253-79501-01	5-21
223320	2-43	246-33001-01	5-9	253-79690-01	5-23
223470	2-4, 2-49, 2-51	246-33301-03	5-9	25312	3-19
223600	2-43	246-33401-03	5-9	25537	3-15
223601	2-43	246-33501-03	5-9	25737	2-55
224-17101-03	5-3, 5-5	246-33601-03	5-9	25887	2-57
226-75501-03	5-23	246-33701-13	5-9	26395-1	2-7
		246-34001-01	5-9	26426	2-21
		246-35201-03	5-9	26496	2-23
		246-35301-11	5-9	27992	2-33
		246-36001-13	5-9		

CROSS REFERENCE

Part Number	Page Number	Part Number	Page Number	Part Number	Page Number
28010	2-55	363503	2-7	370940	5-3, 5-5
29558	2-41, 2-47	36376	2-35	370941	5-3, 5-5
30013	2-4, 2-49	363976	3-3	370942	5-3, 5-5
30181	2-21	363981	2-47	370943	5-3, 5-5
30533	3-14	365029	2-23	370944	5-3, 5-5
31357	4-2	36643	2-55	370945	5-3, 5-5
31775	2-9	367573	2-25	370946	5-3
31988	2-13	367679	2-65	370947	5-3
32483	2-7, 2-13, 2-25, 2-39, 2-47	369319	2-39, 2-45	370948	5-3, 5-5
32485	2-39, 2-43	369345	2-39	370949	5-3, 5-5
32486	2-35, 2-39, 2-43, 2-45, 2-47, 2-55, 3-14	369394	3-18	370950	5-3, 5-5
32490	2-9, 2-15, 2-19, 2-21, 2-35, 2-49, 2-55, 2-63, 2-65, 2-67, 2-69	369502	5-3, 5-5	370951	5-3, 5-5
32491	2-7, 2-9, 2-13, 2-15, 2-19, 2-21, 2-27, 2-31, 2-49, 2-51, 2-53, 2-55, 2-57, 2-59, 2-63, 2-67, 3-15, 3-19	369505	5-3, 5-5	370952	5-3, 5-5
32492	2-15, 2-19, 2-27, 2-47, 3-3	369507	5-3, 5-5	370953	5-7
32493	2-11, 2-59, 3-5	369508	5-3, 5-5	370954	5-7
32646	2-7	369513	5-3, 5-5	370955	5-7
32975	2-65	369540	5-10, 5-11	370956	5-7
32980	3-13	369542	5-9	370957	5-7
32982	2-15, 2-19	369544	5-9	370958	5-7
32983	2-27, 3-15	369548	5-9	370959	5-7
330230	3-20	369571	5-19	370960	5-7
330231	3-20	369572	5-15	370961	5-7
330232	3-20	369582	5-3, 5-5, 5-21	370962	5-7
330233	3-20	369583	5-17	370963	5-7
330234	3-20	369585	2-4, 5-17	370964	5-7
330235	3-20	369587	5-17	370965	5-7
330710	3-20	369596	5-15, 5-23	370966	5-7
33518	2-69	369602	5-19	370967	5-7
33944	2-13	369603	5-21	370968	5-7
34176	4-2	369607	5-23	370969	5-7
34820	2-13	369619	5-21	370970	5-7
35836	2-53	369623	5-27	370971	5-7
35846	2-55	369624	5-25, 5-27	370972	5-7
35973	2-57	369626	5-27	370973	5-7
36033	2-25	369627	5-25, 5-27	370974	5-9, 5-15
360369	3-15	369628	5-27	370975	5-9
360370	3-15	369652	5-21	370976	5-9, 5-13, 5-27
360520	3-11, 3-17	369652	5-21	370977	5-9
360801	2-41	369656	5-21	370978	5-9
360821	2-3, 2-49	369704	2-7	370979	5-9
360930	2-19	369781	2-59	370980	5-9
360973	2-7, 2-13	369795	2-61, 3-7	370981	5-9
360991	2-31	369796	2-61, 3-7	370982	5-9
361023	2-31	370048	2-5	370983	5-9
361339	2-3, 2-4, 2-7, 2-9, 2-37, 2-49, 2-57	370808	2-3, 2-4, 5-21	370984	5-9
361387	3-9	370813	5-5	370985	5-9
36191	2-41	370828	5-23	370986	5-9
361940	3-11	370893	5-21	370987	5-9
363087	2-47, 2-51, 2-53, 2-55	370894	5-15	370988	5-9
36328	2-53	370925	5-3, 5-5	370989	5-9
363301	2-63	370926	5-3, 5-5	370990	5-9
		370928	5-3, 5-5	370991	5-9
		370929	5-3, 5-5	370992	5-9
		370930	5-3, 5-5	370993	5-9
		370931	5-3, 5-5	370994	5-9
		370932	5-3, 5-5	370995	5-9
		370933	5-3, 5-5	370996	5-9
		370934	5-3, 5-5	370997	5-9
		370935	5-3, 5-5	370998	5-9
		370937	5-3, 5-5	370999	5-9
		370938	5-3, 5-5	371585	3-20
		370939	5-3	373153	5-9

CROSS REFERENCE

Part Number	Page Number	Part Number	Page Number	Part Number	Page Number
373154	5-9	384287	3-3	385986	5-25
373155	5-9	384400	3-11, 3-13	385987	5-25
373157	5-15	384403	2-65	385988	5-23
373158	5-15	384404	2-9	385989	5-23
373160	5-15	384405	2-37	385990	5-25
373163	5-15	384408	2-39	385991	5-25
373166	5-15	384410	2-65	385992	5-27
373167	5-15	384411	2-65	385993	5-27
373168	5-15	384413	2-67	385994	5-27
373169	5-15	384416	2-7	385995	5-27
373170	5-15	384419	3-3	385996	5-27
373171	2-3, 2-4, 5-10, 5-11	384422	2-57	39005	2-41, 2-47
373172	5-13	384423	2-7	39019	2-61, 3-3, 3-7
373173	5-13	384426	2-7	390867	2-47
373174	5-13	384431	2-33	390868	2-41
373176	5-17	384440	2-65	391401	2-11
373177	5-17	384442	2-27	39277	2-15, 2-19, 2-27, 2-33, 2-39, 2-45, 2-53, 2-59, 3-18
373178	5-17	384443	2-15	39278	2-63
373179	5-17	384447	2-21	39279	2-67
373180	5-17	384448	2-15, 2-19	39283	2-55, 3-3
373184	5-17	384451	2-45	39284	2-33, 2-43
373185	5-17	384455	3-9	39285	2-15, 2-19
373186	5-17	384456	2-33	392966	2-47
373187	5-17	384458	3-9	39311	3-3
373188	5-15	384459	3-9	39312	2-27, 2-43, 3-3
373190	5-17	384461	3-9	393129	2-7
373195	2-13	384464	2-65	39323	3-3
373196	5-13	384473	2-5	39326	2-11
373197	5-15	384496	2-65	39327	2-39
373198	5-23	385650	2-37	39338	2-11
373199	5-23	385950	5-15	39349	2-11, 2-17, 2-23, 2-25, 2-33, 2-39, 2-57, 3-11, 3-13
373201	4-4	385952	5-15	39391	2-63
373202	4-4	385954	5-15	39658	2-13, 2-59
373207	4-4	385956	5-19	398326	2-4
373208	4-4	385958	5-3	398327	2-4
373256	4-4	385959	5-10	398328	2-4
373258	4-4	385960	5-10, 5-11	398525	2-59
373301	4-4	385961	5-10	40607	2-21
373302	4-4	385962	5-19	40678-1	2-7, 2-9
373323	4-4	385963	5-19	40758	2-49
374136	5-21	385965	5-11	41140	2-19
375210	2-3, 2-4, 2-69	385966	5-25	41142	2-19
375411	2-9	385967	5-5	41185	2-31, 2-63
37555	4-2	385968	5-5	41186	2-39, 3-9
378769	2-65	385969	5-5	41187	2-11
378804	2-5	385970	2-3, 2-4, 5-19	41342	2-33, 2-67
379212	3-7	385971	5-25	41345	2-61, 3-7, 3-14
379213	2-61	385972	5-25	41346	2-37
379665	2-13	385973	5-25	41430	2-33, 2-39, 2-43, 2-47, 2-51, 2-53, 2-55, 3-3
379890	2-69	385974	5-25	41722	2-3, 2-4, 2-63
383715	2-3	385975	5-25	41732	2-69
383806	2-35, 4-3	385976	5-25	42227	2-31
383820	2-15, 2-19	385977	5-25	43844	2-17
383831	2-13	385978	5-25	44078	2-13
383852	2-21	385979	5-25	44869	2-35
384032	2-21	385980	5-25	44906	2-61, 3-7
384114	2-65	385981	5-25		
384169	2-65	385982	5-25		
384246	3-3	385983	5-25		
384247	3-3	385984	5-25		
384286	2-21	385985	5-25		

CROSS REFERENCE

Part Number	Page Number	Part Number	Page Number	Part Number	Page Number
45482	2-35	72114	3-11, 3-13	81692	2-15, 2-19
45628	4-2	72970	3-19	81694	2-15, 2-19
45779	3-11	73020	2-21	81695	2-15, 2-19
46390	2-53	74098	4-2	81697	2-65
46461	2-3, 2-4, 2-33	74174	4-2	81705	2-57
46481	2-31	74391	3-5	81710	2-55
46800	2-55, 2-69	74455	2-9, 2-39, 2-43	81711	2-55
47508	2-39	75028	2-39	81713	2-55
47655	2-31	75575	2-41, 2-51	81715	2-3, 2-49
47720	2-21	75934	2-47	81716	2-49
49145	2-45	763504	4-2	81717	2-49
49225	2-37	76438	3-3	81719	2-49
49266	2-7, 2-69	76570	2-57, 2-59, 3-5	81721	2-7
49609	2-43, 2-51	76782	2-35	81722	2-49
49697	2-69, 3-3	77097	2-39	81723	2-49
50388	2-57	78122	2-23	81725	2-3, 2-49
50902	2-33	79785	4-3	81726	2-3, 2-49
51109	2-47	79788	4-3	81727	2-3, 2-49
51225-1	3-3	79789	4-3	81728	2-49
53140	2-15	79790	4-3	81729	2-53
53400-1	2-23	79792	4-3	81731	2-53
53400-4	2-23	79793	4-3	81733	2-55
54345	2-7	79794	4-3	81734	2-51
54396	2-9	79795	4-3	81735	2-53
54400	2-59, 3-5	79796	4-3	81736	2-51
54745	2-47	79797	4-3	81739	2-53
55272	3-17	79798	4-3	81740	2-3, 2-4, 2-51
55619	2-4, 2-31	79799	4-3	81747	2-49
55740	2-3, 2-31	79812	4-3	81748	2-3, 2-49
55845	2-47	79820	4-3	81750	3-7
56094	2-7	80042	2-5, 3-7	81759	2-51
56799	3-16	80069	5-27	81769	2-55
56820	2-35	80072	5-27	81775	2-53
56821	2-31, 2-33	80076	5-17	81776	2-55
57039	2-3, 2-4, 2-33	80127	2-61, 3-7	81779	2-7
57167	2-13	80173	2-13	81780	2-55
57345	2-27	80181	2-13	81783	2-61, 3-7
57404	2-17	80317	3-3	81784	2-61, 3-7
57570	2-23	80318	3-3	81785	3-5
57751	2-13, 3-17	80331	2-13	81786	2-61
57803	2-13, 3-17	80395	2-59, 3-5	81791	2-49
57804	2-13, 3-13	80637	2-21	81794	2-51
57979	2-35	80921	2-65	81795	2-59
58286	2-15, 2-19	81554	2-7	81796	2-55, 2-59
58518	3-11	81557	2-23	81797	2-49
58519	3-11	81558	2-17, 2-23	81798	2-57
58520	3-11	81567	2-9	81803	2-69
59633	2-49	81569	2-43	81812	2-69
59965	3-13	81574	2-17, 2-23	81816	2-65
62595-16	2-7	81580	2-7	81818	2-53
62595-5	2-7	81581	2-7	81819	2-55
64425	3-3	81582	2-7	81822	2-61, 3-7
64772	2-29	81584	2-17	81828	2-3, 2-4, 2-63
65441	3-3	81585	2-17	81830	2-3, 2-4, 2-63
65527	2-21	81601	2-7	81832	2-57
65870-1	2-4	81672	2-47	81838	2-3, 2-4, 2-63
68275	2-9	81681	2-45	81840	2-3, 2-4, 2-63
68872	2-27	81682	2-45	81842	2-63
68873	2-27	81685	2-41	81843	2-63
69461	3-15	81690	2-9	81844	2-63
70006	2-31	81691	2-65	81845	2-63

CROSS REFERENCE

Part Number	Page Number	Part Number	Page Number	Part Number	Page Number
81848	2-63	83134	2-41	83459	2-29
81855	2-7	83136	2-41	83466	2-33
81860	2-67	83137	2-41	83468	2-57
81870	2-67	83138	2-41	83469	2-57
81884	2-53	83139	2-41	83470	2-57
81888	2-5	83140	2-47	83474	2-57
81889	2-69	83149	2-47	83479	2-33
81890	2-63	83157	2-7	83482	2-15, 2-19
81891	2-63	83158	2-7	83483	2-15, 2-19
81894	2-55	83160	3-11	83485	2-31
81899	2-3, 2-4, 2-55	83161	3-13	83486	2-31
81902	2-9	83165	2-65	83488	2-25
81909	2-9	83173	2-13	83491	2-25
81911	2-67	83189	2-3, 2-4, 2-53	83492	2-25
81912	2-9	83194	3-15	83493	2-25
81913	2-51	83199	3-3	83495	2-15, 2-19
81917	2-63	83201	3-17	83496	2-15, 2-19
81918	2-49	83207	3-11	83505	2-9
81919	2-61, 3-7	83221	3-19	83508	2-27
81934	3-11, 3-13	83225	3-13	83510	2-25
81937	2-76	83265	3-13	83511	2-25
81955	2-59, 3-5	83267	3-14	83512	2-25
81956	2-59	83300	2-15	83513	2-25
81959	2-59	83301	2-19	83519	2-77
81963	2-65	83313	3-3	83520	2-77
81965	2-3, 2-4, 2-69	83315	3-3	83521	2-39
81966	2-3, 2-4, 2-69	83318	3-3	83523	2-33
81971	2-9	83324	3-3	83525	2-39
81973	2-21	83325	3-3	83526	2-27
81975	2-21	83332	3-3	83527	2-21
81976	2-21	83335	3-3	83528	2-13
81979	2-7	83338	3-3	83532	2-15, 2-19
81983	2-35	83341	3-3	83541	2-63
81986	2-35	83342	3-3	83542	2-69
81987	2-35	83347	3-3	84086	2-25
81991	2-35	83348	3-3	86824	2-21
81992	2-7	83349	2-21	86860	3-3
81996	2-9	83384	2-69	87172	2-51
81997	3-16	83385	2-15, 2-19	87242	2-61, 3-7
82829	2-17	83387	2-17	87299	2-63
82839	2-7, 2-43	83393	2-25	87308	2-7, 2-15, 2-19, 2-25, 2-63
83030	2-5	83395	3-19		
83031	2-5	83420	2-3, 2-4, 2-41	87725	2-43
83033	2-45	83423	3-18	87816	3-3
83036	2-39	83425	2-51	97031	2-47
83038	2-3, 2-4, 2-63	83426	2-69		
83039	2-3, 2-4, 2-69	83427	2-69		
83041	2-41	83433	3-18		
83044	2-37	83435	3-16		
83059	2-39	83439	2-69		
83069	2-39	83440	2-39		
83097	2-37	83442	2-39		
83099	2-39	83443	2-39		
83112	2-11	83444	2-3, 2-39		
83113	2-11	83445	2-39		
83115	2-3, 2-4, 2-69	83447	2-67		
83116	3-16	83448	2-39, 4-2		
83117	2-3, 2-4, 2-49	83449	2-33, 4-4		
83119	2-3, 2-4, 2-49	83454	2-31		
83121	3-20	83457	2-29		
83122	2-9	83458	2-29		

PART DESCRIPTION TO PAGE NUMBER CROSS REFERENCE LIST

A

Adjusting Screw, 5-9
 Air Cleaner Assy (Gas), 5-10
 Air Cleaner Assy (Lpg), 5-11
 Alarm Kit, Backup, 12V, 6100, 3-13
 Alternator, 3-9
 Angle, Brace, 2-13
 Angle, Fuellock Mount, 2-21
 Angle, Muffler Hanger, 2-25
 Angle, Muffler Support, 2-25
 Angle, 2-59, 3-5
 Arm Wldt, Brake Ext, 2-41
 Arm Wldt, Lift Lh, 3-3
 Arm Wldt, Lift Rh, 3-3
 Arm, Brake, Lift, Lh, 2-41
 Arm, Brake, Lift, Rh, 2-41
 Arm, Idler Sheave, 2-33
 Armature Assy, 5-25
 Axle, Wheel, Front, 2-39

B

Backplate Assy, 4-4
 Balancer Shaft 2, 5-7
 Ball Bearing, 5-3, 5-5
 Balljoint, 2-35
 Battery, 12V, Wet, 2-27
 Bearing Assy, Front Wheel, 2-39
 Bearing Assy, Rear Wheel, 2-45
 Bearing Assy, Vac Fan, 2-3, 2-63
 Bearing, Ball, 0.47b 1.26d 0.39w, 2-3, 2-4
 Bearing, Ball, 2-3, 2-39, 2-45, 2-53, 2-55, 2-63
 Bearing, Cup & Cone Assy, 2-37
 Bearing, Fiberglass, 3-3
 Bearing, Flange, 2-11, 2-61, 3-3, 3-7
 Bearing, Needle, 2-37
 Bearing, Snap-In, 2-65
 Bearing, Thrust 0.50B 0.87D 0.06W, 3-3
 Bearing, Thrust, 0.53B 1.00D 0.03W, 2-49
 Bearing, Thrust, 4-2
 Bearing, 2-49, 2-57
 Bellcrank, 2-35
 Belt, 3V, 2-55
 Belt, Seat, 3-14
 Belt, V, [3l] 61.0l, 2-3, 2-4
 Belt, V, [3v] 25.0l, 2-3, 2-4
 Belt, V, [3v] 32.9l, 2-3, 2-4
 Belt, V, [3v] 49.0l, 2-3, 2-4
 Belt, V, 3l, 26.0l, 3-9
 Belt, V, 3L610, 2-63
 Belt, V, Hyd Pump, 2-3
 Belt, V, Jackshaft Drive, 2-3
 Belt, V, Main Brush, 2-3
 Belt, V, Vac Fan, 2-3
 Blind Cover, 5-3, 5-5
 Blower Housing (Gas), 5-13
 Body S/A, 4-4
 Bolt & Washer (Gas), 5-10
 Bolt & Washer Assy, 5-3, 5-5, 5-9, 5-15, 5-23

Bolt & Washer, 5-9, 5-19
 Bolt And Washer Assy, 5-15
 Bolt, Carriage, .38-16 X 1.25, 2-55
 Bolt, Carriage, .38-16 X 1.50, 2-33
 Bolt, Flange, 5-9
 Bolt, Holddown, 10.0 Long, 2-27
 Bolt, Shld .31D X 1.00, .25-20, 2-47
 Bolt, 5-3, 5-5, 5-27
 Boot, 90deg .57d .57d X .84, 3-9
 Boot, Circuitbreaker, 3-17
 Boot, 2-13, 2-27
 Box Assy, Vacuum W/Label, 2-65
 Brace, Seat Support, 2-9
 Bracket Wldt, Flap, Front, 2-51
 Bracket Wldt, Sidebrush, 2-61, 3-7
 Bracket, Brush Arm, 2-53
 Bracket, Clamp, Battery, 2-27
 Bracket, Engine Module (Lpg Only), 2-9
 Bracket, Guard, Hose, 2-57
 Bracket, Heat Shield, 2-25
 Bracket, Hyd Filter, 2-31
 Bracket, Keeper, 3-3
 Bracket, Latch, Hopper, 2-69
 Bracket, Latch, 2-65
 Bracket, Lip, Hopper, 2-67
 Bracket, Mount, 2-65, 5-15, 5-27
 Bracket, Mtg, Bellcrank, 2-35
 Bracket, Mtg, Fire Extinguisher, 3-19
 Bracket, Mtg, Switch, 3-13
 Bracket, Skirt, Front, 2-51
 Bracket, Support, Recirc, 2-49
 Bracket, Tank, Lpg, 2-23
 Bracket, Vacuum Box, 2-17, 2-23
 Brake Kit, Disc, 2-3, 2-41
 Breather Cover, 5-3, 5-5
 Breather Plate, 5-3, 5-5
 Breather, Hyd, 2-31
 Brush (+), 5-25
 Brush (-), 5-25
 Brush Arm Wldt, 2-55
 Brush Door Wldt, 2-53
 Brush, Side, 3-7
 Brush, Swp, 22l, Window, Pyp, Spl, 2-5
 Brush&Spring Assy Se, 2-61, 3-7
 Brush-Side Sweep 16.5D Ply (2-Row), 2-5
 Brush-Side Sweep 16.5D Ply (3-Row), 2-5
 Brush-Side Sweep 17D Stiff Ply, 2-5
 Brush-Sweep 22Lg Poly, 2-5
 Brush-Sweep Spl-22Lg-8Sr-Unmx, 2-5
 Brush-Sweep Spl-22Lg-Wedg-Poly, 2-5
 Brushholder, 2-61, 3-7
 Bumper Wldt, V-Mop, 3-3
 Bumper, Rubber, 2-65
 Bushing, 4-3
 Button, Plug, 2-7, 2-13

C

Cable Assy, Choke 37.00LG, 2-15
 Cable, Battery, Pos 6Ga 25.0l, 2-27
 Cable, Sidebrush Lift Lh, 3-5

Cable, Sidebrush Lift Rh, 2-59
 Cable, Sidebrush, 2-61, 3-7
 Cable, 2-51
 Caliper, Brake 6.5 - 8.0 Dia, 2-41
 Camshaft, 5-9
 Cap, Brush, 2-61, 3-7
 Cap, Screw, 4-2
 Cap, 4-3
 Carburetor (Lpg), 5-15
 Carburetor Assy (Gas), 5-15
 Case Metal, 5-25
 Catch, Draw Pull, 2-69
 Cdi Cntrlr(Lpg), 5-21
 Cdi Unit (Lpg), 5-21
 Chain, Link, 2-49
 Chain, O-Ring, Rlr, #40 X 51 P, 2-39
 Chain, Roller #35, .375 Pitch, 2-11
 Chain, Roller, #40, 049 Pitches, O-Ring, 2-3
 Channel Wldt, Lift Lh, 3-3
 Channel Wldt, Lift Rh, 3-3
 Channel Wldt, Pump Mt, 2-33
 Channel, Brake, Link, Upper, 2-41
 Channel, Mtg, Brake, 2-47
 Channel, Mtg, Sidebrush, 2-61, 3-7
 Channel, Mtg, Spring, 2-47
 Circuitbreaker, 15.0a, Resetable, 3-17
 Circuitbreaker, 15 A, 2-13
 Clamp, Hose, 2-21
 Clamp, Cable, 0.63D 0.75W STL, 2-17
 Clamp, Cable, 2-7, 2-9, 2-13
 Clamp, Strap, 2-39
 Clamp, Wormdrive, 2-17, 2-21, 2-25
 Clamp, 2-25, 5-27
 Clip, Christmas Tree, 2-25
 Clip, 2-61, 3-7, 5-7, 5-15
 Coil (Gas), 5-19
 Coil, Ignition (Lpg), 5-21
 Coil, Sensor (Lpg), 5-23
 Coil, Stator, 5-23
 Connecting Rod Assy, 5-7
 Connecting Rod Bolt, 5-7
 Console, Instrument, Ic, 2-13
 Control Unit, 5-15
 Coupling, 2-23
 Crankcase (Gas), 5-3
 Crankcase (Lpg), 5-5
 Crankshaft, 5-7
 Cup, Strainer, 5-17
 Cylinder Baffle, 5-13
 Cylinder Head (Gas), 5-3
 Cylinder Head (Lpg), 5-5

D

Diode Unit, 5-15
 Diode, Ele, Plug, 3-9
 Diode, Electric Plug, 2-76
 Dipstick, 2-15, 2-19
 Disc Wldt, Brake 8.0 Dia X .18, 2-39
 Dowel Pin, 5-3, 5-5

Drive Gear S/A, 4-4
 Drive, 4-2
 Duct, Air, Engine, 2-15, 2-19
 Duct, Vinyl, 3-11, 3-13

E

Element Set, Fltr, Air [Robn], 2-4
 Element Set, 5-10, 5-11
 Element, Air Filter, 2-3
 End Cap, 4-2
 Engine, Robn Eh34 Lpg (See Engine Breakdown), 2-19
 Engine-11Hp Gas (See Engine Breakdown), 2-15
 Exhaust Pipe, 5-9
 Exhaust Valve, 5-9
 Extinguisher Kit, 6100, 3-19
 Extinguisher, Fire, 3-19

F

Filter Assy, Oil, Spin-On, [Parker#929161], 2-4
 Filter Package, Dust, Panel, 62 Pleats, 2-3
 Filter Pkg, Dust, Panel 62plts, 2-3, 2-4
 Filter Pkg, Dust, Panel, 62 Pleats, 2-69
 Filter, Fuel, 2-4
 Filter, Fuelock, 2-21
 Filter, Oil, Hyd, 2-3, 2-31
 Fitting, Bkhd, 2-23
 Fitting, Brass, E90, 2-21
 Fitting, Brass, Str, 2-21
 Fitting, Brass, Tee, 2-23
 Fitting, Elbow PM04/PF04, 2-21
 Fitting, Elbow, 2-21
 Fitting, Grease, 2-37
 Fitting, Hyd, Elbow, 2-31, 2-33, 2-35, 2-39
 Fitting, Hyd, Plug, 2-15, 2-19
 Fitting, Hyd, Str, 2-15, 2-19, 2-31, 2-35, 2-39
 Fitting, Hyd, Tee, 2-35
 Fitting, Pipe, E90 Pf04/Pf04, 2-21
 Fitting, Pipe, Elbow90, 2-21
 Fitting, Pipe, Nipple, .25 Pt, 2-21
 Fitting, Pipe, 2-21
 Fitting, Str, 2-23
 Fitting, Tee PF02/PM02/PM02, 2-21
 Fitting, Tube End, 2-15, 2-19
 Flange Bolt, 5-3, 5-5, 5-13, 5-21, 5-27
 Flange Nut, 5-9, 5-10, 5-11
 Flange, Bearing, 2-57
 Flange, Mounting 2-Bolt, 4-2
 Floor Tread, Anti-Slip, 2-7
 Flywheel (Lpg), 5-23
 Flywheel, 5-19
 Frame Wldt, Main, Sweeper, 2-7
 Frame Wldt, V-Mop, 3-3
 Front Cover Assy, 5-25
 Front Metal, 5-25
 Frontplate Assy, 4-4
 Fuel Filter, 5-17

Fuel Gauge, 5-17
 Fuel Strainer Assy, 5-17
 Fuel Tank Bracket, 5-17
 Fuel Tank Cap, 5-17
 Fuel Tank, 5-17
 Fuelock Replacement Kit, 2-21

G

Gasket (Breathercover), 5-3, 5-5
 Gasket (Breatherplate), 5-3, 5-5
 Gasket (Brg Cover), 5-3, 5-5
 Gasket (Head), 5-3, 5-5
 Gasket (Muffler), 5-9
 Gasket (Rocker Cover), 5-3, 5-5
 Gasket Set, 5-3, 5-5, 5-9
 Gasket, Air Intake, 2-15, 2-19
 Gasket, Cap, Hyd, 2-31
 Gasket, Filter Panel, 2-69
 Gasket, 2-13, 5-3, 5-5, 5-9, 5-10, 5-11, 5-17
 Geroler S/A, 4-2
 Governor Gear, 5-3, 5-5
 Governor Lever, 5-15
 Governor Rod, 5-15
 Governor Shaft, 5-15
 Governor Sleeve, 5-3, 5-5
 Governor Spring, 5-15
 Grommet, Rbr, 0.63Id, For .13Matl, 3-11
 Grommet, Rubber, 2-7, 2-17, 2-65
 Grommet, 5-19, 5-23
 Guard, Chain, 2-39
 Guard, Fan Sheave, 2-63
 Guard, Lights, 3-11
 Guard, Sidebrush, 2-61, 3-7

H

Handle Wldt, 2-55
 Handle, Hopper, (Painted), 2-67
 Handle, 2-59
 Harness, Alternator, 3-9
 Harness, Shaker, 2-69
 Harness, Wire, Main, 6100 G/LP, 2-76
 Harness, Wire, Warning/Backup, 3-11, 3-13
 Hinge, Seat Support, 2-9
 Hinge, 2-7
 Holder Assy, Brush, 5-25
 Hopper, Rear, 2-67
 Horn Assy, Back-Up Alarm, 12V, 3-13
 Horn, 2-7
 Hose, Fuel, .31Id 5.0L, 2-17
 Hose, Fuel, .38Id 24.0L, 2-17
 Hose, Fuel, 2-17
 Hose, Hyd, Low04, Jf Str/E45, 2-29
 Hose, Hyd, Med06, Jf Str/Str, 2-29
 Hose, Hyd, Suc12, Jf Str/E45, 2-29
 Hose, Hyd, 2-15, 2-19, 2-29
 Hose, Lpg, Low Pressure, .375I, 2-21
 Hose, Lpg, 2-23
 Hose, Vacuum, 2-21

Hourmeter, Electronic, 2-13
 Housing Assy, Bearing, 2-11
 Housing Wldt, V-Mop, 3-3
 Housing Wldt, Wheel, Front, 2-37
 Housing Wldt, Wheel, Rear, 2-45
 Housing, Bearing, 2-3, 2-63
 Housing, Brg, Vacfan, 2-3, 2-4
 Housing, Wheel, Front, 2-39
 Housing, Blower (Lpg), 5-13
 Housing, 4-2

I

Idler Gear S/A, 4-4
 Impeller, 9.06 D X 0.375 B, 2-63
 Instruction, Repair, Valve, 4-3
 Instruction, Use And Care, 6100, 2-9
 Insulation, Acoustic, 2-63
 Insulation, Heat, 2-17, 2-23, 2-25
 Insulation, Sound Foam, 2-7, 2-9, 2-15, 2-21
 Insulator, 5-9
 Intake Pipe, 5-9
 Intake Valve, 5-9
 Isolator, Rubber, Muffler, 2-25

J

Joint U, 2-11

K

Key Set, 2-13
 Key, Sq, 0.25 X 0.25, 00.75I, 3-9
 Key, Square, 2-11, 2-33, 2-57, 2-63
 Key, Woodruff, 2-11, 4-2
 Key, 4-4
 Kit, Ci, Sloenoid, Damper, 2-65
 Kit, Door, Brush, 2-7
 Kit, Maint, 400hr [6100 G] Engine, 2-4
 Kit, Maint, 400hr [6100 Lp] Engine, 2-4
 Kit, Maint, 800hr [6100 G/Lp], 2-4
 Kit, Perf, Sweeper, [6100 G/Lp], 2-3
 Kit, Replmt, Bearing, Vacuum Fan, [6100], 2-3, 2-4
 Kit, Replmt, Knob Assy, [6100], 2-3, 2-4
 Kit, Replmt, Skirt [6100], 2-4
 Kit, Replmt, Stator Assy, Brake, Disc, 2-3, 2-4
 Kit, Seal, Hppr [6100], 2-4
 Kit, Tire, Non Marking, 3-18
 Knob Assy, 2-3, 2-53
 Knob, M8X1.25 Insert, 2-53
 Knob, Round, Press On .50, 2-55, 2-59
 Knob, 3-3

L

Label (Warning), 5-17
 Label Set, Oper, 6100 G/LP, 2-77
 Label Set, Info&Hzd, 2-77

CROSS REFERENCE

Label, 5-13
Lamp, 3-11
Latch Assy, Lpg Tank Mtg,W/Nut, 2-23
Latch, Door, 3-3
Latch, 2-7
Lens,Flashing Lite Amber, 3-11
Lens,Flashing Lite Blue, 3-11
Lens,Flashing Lite Red, 3-11
Lever, Recirc Adj, 2-49
Light Assy Head/Clr 12V, 3-17
Light Kit, Flsh Lrc 12V, 3-11
Light, Flsh, Amber, 12V, 3-11
Light, Indctr/Red 12V, 2-13
Light, Oil (Gas), 2-13
Light, Oil (LPG), 2-13
Link Connection, 2-39
Link, .12T 0.7W 1.5LL, 2-65
Link, Brake, Upper, 2-41
Link, Brake, 2-41
Link, Brush Arm, 2-55
Link, Chain, 2-11
Link, 2-65
Linkage Wldt, Valve, 2-35
Lintel Wldt, Rear, Ic, 2-9
Lock, LP Fuel, 2-21

M

Main Bearing Cover, 5-3, 5-5
Manual Pkg, 6100 Gas Jp, 3-20
Manual Pkg, 6100 Gas, 3-20
Manual, Cd-Rom, Oprtr & Parts, All [NA], 3-20
Manual, Eng Service, [Robin EH340], 3-20
Manual, Fiche, 6100 Gas, 3-20
Manual, Oprtr, 6100 Gas Es Na, 3-20
Manual, Oprtr, 6100 Gas Fr Na, 3-20
Manual, Service, 6100 G/Lp, 3-20
Module, Shaker, 12V, 2-13
Molding Kit, Side, 3-16
Molding, Trim 11-14Ga 11.50, 2-7
Molding, Trim 8.50, 2-7
Molding, Trim, 11-14 Ga, 4.0 (Lpg Only), 2-9
Molding, Trim, 2-23
Mop, Dust, Industrial, 3-3
Mop, Dust, 3-3
Motor, Electric, 12V, 2-61, 3-7
Motor, Hyd Gear (See Breakdowns), 2-39
Motor, Hyd Gear, 4-2
Muffler, 5-9

N

N Brush 1, 5-25
N Brush 2, 5-25
Nut, Flange M6, 2-13
Nut, Hex Flange, M6, 2-19
Nut, Hex Flange, M8, 2-15, 2-19
Nut, Hex M3 Ss, 2-65
Nut, Hex, Flange, M06-1.0, 2-21, 2-39

Nut, Hex, Flange, M08-1.25, 2-7, 2-13, 2-17, 2-21, 2-23, 2-25, 2-31, 3-11, 3-13
Nut, Hex, Flexlock, .31-24, 2-63
Nut, Hex, Flng, M10 X 1.5, 3-9
Nut, Hex, Lock, .25-20, NI, 2-47
Nut, Hex, Lock, .25-28, NI, 2-35
Nut, Hex, Lock, .31-18, NI, 2-27, 2-41, 3-15
Nut, Hex, Lock, .38-16, NI, 2-33, 2-55
Nut, Hex, Lock, M04-0.7, NI, 3-3
Nut, Hex, Lock, M05-0.8, NI, 2-53, 3-11, 3-19
Nut, Hex, Lock, M06 X 1.0, NI, Ss, 2-3, 2-4
Nut, Hex, Lock, M06-1.0, NI,Ss, 2-7, 2-49, 2-51, 2-61, 3-7
Nut, Hex, Lock, M06-1.0, NI, 2-9, 2-13, 2-25, 2-35, 2-41, 2-43, 2-57, 2-59, 2-63, 2-67, 2-69, 3-13
Nut, Hex, Lock, M08 X 1.25,NI, Ss, 2-4
Nut, Hex, Lock, M08 X 1.25,NI, 2-43
Nut, Hex, Lock, M08-1.25,NI,Ss, 2-51
Nut, Hex, Lock, M08-1.25,NI, 2-11, 2-25, 2-27, 2-31, 2-39, 2-45, 2-49, 2-51, 2-57, 2-59, 2-63, 3-3, 3-5, 3-18
Nut, Hex, Lock, M10-1.5, NI, 2-33, 2-39, 2-43, 2-47, 2-51, 2-53, 2-55, 3-3
Nut, Hex, Lock, M12-1.75,NI,Ss, 2-53
Nut, Hex, Lock, M12-1.75,NI, 2-11, 2-39, 2-45, 2-61, 3-7, 3-14
Nut, Hex, Std, .25-28, 2-35
Nut, Hex, Std, .50-13, Lh, 2-55
Nut, Hex, Std, M03-0.5, 2-13, 2-59
Nut, Hex, Std, M08-1.25, 3-3
Nut, Hex, Std, M10-1.5, 2-43, 3-3
Nut, Hex, Std, M10-1.50, 2-27
Nut, Hexslot 1.25-12, 2-37
Nut, M4, 2-65
Nut, M6, 2-65
Nut, Wheel, 44-20 X 60 Angle, 2-39, 3-18
Nut, 2-23, 5-7, 5-9, 5-15, 5-17, 5-25, 5-27

O

O-ring, 5-25
Oil Scraper, 5-7
Oil Seal, 5-3, 5-5
Oil, Hyd, 5/20, 1 Gal, 2-4

P

Pad, 2-7, 2-43, 2-47
Panel Assy, Filter, 2-69
Panel Weldt, Filter, 2-69
Panel Wldt, Shaker, 2-69
Panel, Baffle, Air Intake, 2-15, 2-19
Panel, Heat Shield, 2-25
Panel, Perma-Filter, 2-69
Panel, Seat Support, Ic W/Label, 2-9
Pedal Wldt, Brake, 2-47
Pedal Wldt, 2-51
Pedal, Accelerator, 2-43

Pedal, Brake Lock, 2-47
Pedestal, 3-11, 3-13
Pin, Axle, Rear, 2-45
Pin, Clevis, .31 Dia X 1.75 Lg, 2-7
Pin, Clevis, 2-35, 2-41, 2-43, 2-47, 2-55, 2-61, 2-69, 3-3, 3-7
Pin, Cotter, 2-35, 2-41, 2-43, 2-47
Pin, Hair Cotter, 2-61, 2-69, 3-3, 3-7
Pin, Pivot, 2-65
Pin, 2-61, 3-7
Pinion Assy, 5-25
Pipe, Exhaust, Tail, 2-25
Piston Pin, 5-7
Piston Ring Set, +.25mm, 5-7
Piston Ring Set, +.50mm, 5-7
Piston Ring Set, Std, 5-7
Piston, +.25mm, 5-7
Piston, +.50mm, 5-7
Piston, Std, 5-7
Pivot, Motor, 2-57
Plate Wldt, Control, 2-43
Plate Wldt, Seat, Ic, 2-9
Plate Wldt, Swivel, 2-37
Plate, Arm Adj, 2-53
Plate, Baffle, Exhaust, 2-25
Plate, Brush Lift, 2-53
Plate, Damper, 2-65
Plate, Deflector, Heat, 2-25
Plate, Door, Brush, 2-7
Plate, Flap, Rear Adj, 2-55
Plate, Housing, Bearing, 2-63
Plate, Inlet, Fan (Painted), 2-63
Plate, Jackshaft Mt., 2-57
Plate, Jackshaft Mt, 2-57
Plate, Latch, 3-3
Plate, Link, Flap, 2-51
Plate, Mtg, 2-39
Plate, Sidebrush Lift, 2-59, 3-5
Plate, Swivel, 2-37
Plug & O-Ring, 4-3
Plug Assembly, 4-3
Plug Cover, 5-17
Plug Terminal, 5-21
Plug Wldt, 2-53
Plug, Brush Drive, Splined, 2-55
Plug, Brush, Drive, 2-53
Plug, 2-13, 3-17, 4-2, 5-3, 5-5
Poppet, 4-3
Pouch, 2-9
Pulley, Cable, 1.5d, Nyl, 2-59
Pulley, 2-33, 2-55, 3-5
Pump, Hyd Gear (See Breakdowns), 2-33
Pump, Hyd Gear, 4-4
Push Rod, 5-9

Q

Quick Mop Kit, 6100, 3-3

R

Race Thrust, 4-2
 Rail, 3-15
 Rear Cover Assy, 5-25
 Regulator, 2-21, 5-27
 Relay, 12Vdc, 40Amp Spdt, 3-13
 Relay, 12V 40 A, SPDT, 2-13
 Release Lever, 5-9
 Repair Info,Mtr, 4-2
 Repair Info,Pmp, 4-4
 Reservoir, 2.0Gal, 2-31
 Retainer, Flap, 2-49
 Retainer, Recirc, Flap, 2-49
 Retainer, Recirculation Flap, 2-49
 Retainer, Ring, 4-3
 Retainer, Spring, 2-43
 Retainer, 2-51, 2-53, 2-65
 Return Spring, 5-9
 Ring Gear, 5-23
 Ring, Retaining, 32Mm, 2-57
 Rivet, Plstc, 3-19
 Rivet, Pop, 2-65, 2-69, 3-16
 Rocker Arm Assy, 5-9
 Rocker Cover, 5-3, 5-5
 Rocker Shaft, 5-9
 Rod Spring, 5-15
 Rod, Damper, 2-65
 Rod, Hose Support, 2-39
 Rod, Propelling, 2-9
 Rod, Threaded, 3-3
 Rod-Thrd, 2End .25-28, 2-35
 Rubber Pipe, 5-3, 5-5

S

Scr Hex M12X1.75 20, 2-59, 3-5
 Scr-Butn M12X1.75 25 Nylonlo, 2-37
 Scr-Hex M 8X1.25 60 Full Thd, 3-3
 Scr-Shld .375 X 1.50L .31-18, 2-41
 Screen, 2-15, 2-19
 Screw & Washer Assy, 5-23
 Screw, Set, .25 -20 X .25, 2-11
 Screw, Btn, M08 X 1.25 X 25, Ss, 2-4
 Screw, Cap, 4-4
 Screw, Flat, M08-1.25X 16,10.9, 2-49
 Screw, Flat, M08-1.25X 25,10.9, 2-57
 Screw, Flat, M10-1.5 X 35,10.9, 2-39, 2-51
 Screw, Flt, M08 X 1.25 X 16, 10.9, 2-3
 Screw, Hex 6 X 1.0 16 Pltd (Lpg Only), 2-9
 Screw, Hex 6 X 1.0 16 Pltd, 2-57
 Screw, Hex 6X 1.0 16 Pltd, 2-7
 Screw, Hex 6X 1.0 16 Pltd, 2-37, 2-49
 Screw, Hex Forming, 2-39
 Screw, Hex M10, 2-15, 2-19
 Screw, Hex M4, 2-65
 Screw, Hex M6, 2-13, 2-19
 Screw, Hex M8, 2-15, 2-19
 Screw, Hex, .25-20 X 0.50, G5, 2-21, 2-31
 Screw, Hex, .31-18 X 0.75, G5, 2-9
 Screw, Hex, .31-24 X 0.75, G5, 2-33
 Screw, Hex, .38-16 X 2.50, G5, 2-33
 Screw, Hex, Fmg, M05-0.8 X 16, 2-47

Screw, Hex, Fmg, M06-1.0 X 10, 2-9
 Screw, Hex, Fmg, M06-1.0 X 12, 2-9, 2-43
 Screw, Hex, Fmg, M06-1.0 X 25, 2-7, 2-49, 2-63
 Screw, Hex, M05-0.8 X 12, 8.8, 3-19
 Screw, Hex, M05-0.8 X 12, 8.8, 2-53, 3-13
 Screw, Hex, M05-0.8 X 20, 3-11
 Screw, Hex, M06 X 1.0 X 12, 8.8, 2-15, 2-19
 Screw, Hex, M06 X 1.0 X 16, Fmg, 2-3, 2-4
 Screw, Hex, M06 X 1.0 X 25, Fmg, 2-3
 Screw, Hex, M06-1.0 X 12, 8.8, 2-7, 2-25
 Screw, Hex, M06-1.0 X 12, Ss, 2-15, 2-19, 2-63
 Screw, Hex, M06-1.0 X 16, 8.8, 2-9, 2-21, 2-63, 2-65
 Screw, Hex, M06-1.0 X 16, Ss, 3-7
 Screw, Hex, M06-1.0 X 20, 8.8, 2-9, 2-39, 2-55
 Screw, Hex, M06-1.0 X 20, NI, 2-47
 Screw, Hex, M06-1.0 X 20, Ss, 2-67
 Screw, Hex, M06-1.0 X 25, 8.8, 2-43, 2-59
 Screw, Hex, M06-1.0 X 50, 8.8, 2-35
 Screw, Hex, M06-1.0 X 16, Ss, 2-61
 Screw, Hex, M06-1.0 X 20, 8.8, 2-41
 Screw, Hex, M06-1.0 X 25, 8.8, 2-41
 Screw, Hex, M06-1.0x20, 8.8, 2-69
 Screw, Hex, M08 X 1.25 X 60, 8.8, 3-9
 Screw, Hex, M08-1.25 X 40, 8.8, 2-33
 Screw, Hex, M08-1.25 X 12, 8.8, 2-57
 Screw, Hex, M08-1.25 X 16, 8.8, 2-7, 2-13, 2-17, 2-25, 3-11, 3-13
 Screw, Hex, M08-1.25 X 20, 8.8, 2-7, 2-23, 2-31, 2-39, 2-51, 2-55, 2-57
 Screw, Hex, M08-1.25 X 25, 8.8, 2-27, 2-33, 2-39, 2-45, 2-53, 2-59, 3-18
 Screw, Hex, M08-1.25 X 30, 8.8, 2-57, 2-59, 3-5
 Screw, Hex, M08-1.25 X 40, 8.8, 2-67
 Screw, Hex, M08-1.25 X 45, 8.8, 3-5
 Screw, Hex, M08-1.25 X 50, 8.8, 2-63
 Screw, Hex, M08-1.25 X 60,8.8, 2-21
 Screw, Hex, M08-1.25 X 70, 8.8, 2-67
 Screw, Hex, M08-1.25 X 80, 8.8, 2-49
 Screw, Hex, M08-1.25 X150, 8.8, 2-51
 Screw, Hex, M10 X 1.5 X 45, 8.8, 3-9
 Screw, Hex, M10-1.5 X 25, 8.8, 2-55, 3-3
 Screw, Hex, M10-1.5 X 35, 8.8, 2-33, 2-43
 Screw, Hex, M10-1.5 X 40, 8.8, 2-15, 2-19
 Screw, Hex, M10-1.5 X 50, 8.8, 2-15, 2-19
 Screw, Hex, M10-1.5 X 60, 8.8, 2-43
 Screw, Hex, M10-1.5 X 90, Fl, 3-3
 Screw, Hex, M10-1.5 X 30, 8.8, 2-11, 2-47
 Screw, Hex, M10-1.5 X 60, 8.8, 2-53
 Screw, Hex, M12-1.75 X 25, 8.8, 2-61, 3-7, 3-14
 Screw, Hex, M12-1.75 X 30, 8.8, 2-37
 Screw, Hex, M12-1.75 X 60, 8.8, 2-61, 3-7

Screw, Hex, M12-1.75 X120, 8.8, 2-53
 Screw, Hex, 2-47, 2-63
 Screw, Pan, .31-18 X 0.75, G1, 3-15
 Screw, Pan, #12- X 0.50,, 2-7, 2-13
 Screw, Pan, M03-0.5 X 12, 4.8, 2-13
 Screw, Pan, M03-0.5 X 25, 4.8, 2-59
 Screw, Pan, M04 X 0.7 X 20, Ss, 3-3
 Screw, Pan, M04-0.7 X 10, Ss, 2-69, 3-3
 Screw, Pan, M06-1.0 X 12, Ss, 2-7
 Screw, Pan, M06-1.0 X 16, 4.8, 2-9, 2-13
 Screw, Pan, M06-1.0 X 20, 4.8, 2-13
 Screw, Pan, M06-1.0 X 35, 4.8, 2-13
 Screw, Pan, M06-1.0 X 16, 3-13
 Screw, Pan, M08-1.25X 20, 4.8, 2-11
 Screw, Pan, 2-65
 Screw, Panhead, 5-15
 Screw, Set, .25-20 X 0.31, Soc, 2-39
 Screw, Set, .31-18 X 0.50, Soc, 2-11
 Screw, Set, #10-32 X 0.38,, 3-3
 Screw, Set, M06 X 1.0 X 16, Soc, 3-9
 Screw, Set, M06-1.0 X 6, Soc, 2-63
 Screw, Set, M06-1.0 X 8, NI, 2-33, 2-57
 Screw, Soc, M08 X 1.25 X 16, 12.9, 2-43
 Screw, Soc, M08-1.25 X 16, Al, 2-51
 Screw-Hex M10X1.25 20 8.8 Pltd, 2-15, 2-19
 Screw, 2-49, 2-51, 4-2, 5-17, 5-27
 Seal Kit, Hopper, 6100, 2-69
 Seal Kit, Hopper, 2-3
 Seal Kit, Motor, 4-2
 Seal Kit, Pump, 4-4
 Seal Kit, Vlv, 4-3
 Seal, Bulb .38 X .75 X 22.62Lg, 2-3, 2-69
 Seal, Bulb .50 X .50 X 9.19Lg, 2-3, 2-69
 Seal, Bulb, .50th, .50w X 09.19l, 2-4
 Seal, Bulb, 41.1 Lg., 2-15, 2-19
 Seal, Bulb, Str, .38th, 0.75w X 22.6l, 2-4
 Seal, Bulb, Str, 0.76h .93w 23.5l Adh, 2-4
 Seal, Bulb, 2-25
 Seal, Foam Rbr .25 X .50 X .20, 2-9
 Seal, Foam Rbr, .25 X .50 X 22.63, 2-51
 Seal, Foam, Extrusion 23.5, 2-3
 Seal, Foam, 2-69
 Seal, Ring, 2-37
 Seal, Vac Fan, 2-63
 Seat Kit, Slides, 3-15
 Seat, 2-9
 Seatbelt Kit 6100, 3-14
 Sensor,Lev,Oil (Gas), 5-3
 Sensor,Lev,Oil (Lpg), 5-5
 Shaft, Brush Drive .88Dx5.2L ., 2-55
 Shaft, Drive, Vacfan, 2-3, 2-4
 Shaft, Fan, 2-3, 2-63
 Shaft, Output, 4-2
 Shaft, Steering (Replaced by 391401), 2-11
 Shaft, Steering, 2-11
 Shaft, W/ Sprocket, Steering, 2-11
 Shaft, 2-57
 Sheave, 3l 1 Groove, 4.00pd, 3-9
 Sheave, 3L,1G,1.621Pd,0.375ld, 2-63
 Sheave, 3V 3.30 Pd., 2-57
 Sheave, 3V 3.30 Pd, 2-33

CROSS REFERENCE

Sheave, 3V,2Gr, 3.30Pd, 2-33
Sheave, Combination, 3L, 2-57
Sheave, Idler, W.Brng, Plastic, 2-33
Sheave, 2-55
Shim .010 Thk, 4-3
Shim .015 Thk, 4-3
Shim .035 Thk, 4-3
Shroud, Front, 6100, 2-7
Shroud, Left, 6100 Ic, 2-7
Shroud, R.H., 2-7
Skirt Kit, , 2-49
Skirt Kit, 2-3
Skirt, Front, 2-3, 2-4, 2-51
Skirt, Recirculation, Front, 2-3
Skirt, Recirculation, Rear, 2-3
Skirt, Recirculation, 2-3, 2-49
Skirt, Side, L.H., 2-3, 2-49
Skirt, Side, Lh, 2-3
Skirt, Side, R.H., 2-3, 2-49
Skirt, Side, Rh, 2-3
Skirt, Side, 2-3, 2-4, 2-49
Sleeve, .375B .50D 2.54, 2-49
Sleeve, P/M, 0.437d 0.318b 1.15l 430ss, 2-7
Sleeve, 2-7, 2-39, 2-41, 2-51, 2-59, 2-63, 3-5
Soleniod, 12vdc, Engine, 2-15, 2-19
Solenoid, 12 Vdc, Damper, 2-65
Solenoid, Filter Shaker, 2-69
Solenoid, 5-27
Spacer (Rocker Shaft), 5-9
Spacer Plate, 4-2
Spacer, 0.6, 5-7
Spacer, 0.8, 5-7
Spacer, 1.0, 5-7
Spacer, Flanged, 2-47, 2-51, 2-53, 2-55
Spacer, Spring, 3-3
Spacer, 2-33, 2-43, 2-49, 2-53, 3-3, 4-3, 5-9
Sparkplug (Gas), 2-3, 5-19
Sparkplug (Lpg), 2-3, 5-21
Sparkplug Cap (Gas), 5-19
Sparkplug, Gas [Robn], 2-4
Sparkplug, Lpg [Robn], 2-4
Speed Control, 5-15
Spkplugcap(Lpg), 5-21
Spring Pin, 5-9
Spring Retainer, 5-9
Spring Washer, 5-7, 5-25, 5-27
Spring, Brush, 5-25
Spring, Compression, 2-47
Spring, Die .50 Id 1.00 Od 1.25, 2-61
Spring, Ext, .50D .037W 3.00L, 2-47
Spring, Extension, 2-61, 3-3, 3-7
Spring, Parking Brake, 2-47
Spring, Tension, Shaker, 2-69
Spring, Tension, 2-41, 2-47, 2-51, 2-55, 2-65
Spring, Torsion, 3-3
Spring, Die .50 Id 1.00 Od 1.25, 3-7
Spring, 4-3, 5-15
Sprocket Wldt, Ic, 2-39
Sprocket, #40 12T 1.00 Id, 2-39

Sprocket, Steering, Drive, 2-37
Sprocket, Steering, 2-11
Starter Motor Assy, 5-25
Stopper Set, Pinion, 5-25
Strainer, Hyd 10Gpm 100Mesh, 2-31
Strap, Mtg, Hyd Tank, 2-31
Strip, Bumper, 3-16
Strip, Control Spring, 2-43
Strip, Link, Brush Lift, 2-55
Strip, Retainer, Bumper, 3-16
Strip, Retainer, 2-49
Stud, M10-1.50 X 35, 2-27
Stud, 5-3, 5-5, 5-9
Support Wldt, Recirculation, 2-49
Support Wldt, Side Brush, 2-59
Switch, Micro, Spdt, 2-59
Switch, Pushmom, Spst100A 12V, 2-13
Switch, Rocker, Mom, On-Off, D, 2-13
Switch, Rocker, Spdt, 3Pos, 3-11
Switch, Rocker, 3-17
Switch, Roller, 3-13
Switch,, 2-13

T

Tank-Lp,20#,Vap,Both,Fill Ga L, 2-23
Tappet, 5-9
Terminal, Bullet, .156m 18/22awg, 2-15, 2-19
Thermostat, Spdt, 2-65
Thrubolt, 5-25
Tie, Cable 1.75D Max 7.50Lg, 2-7, 2-69
Tire & Rim Assy, 2-39
Tire, Solid, Non Mark 12X3, 3-18
Tread, Floor, 2-7
Tube, 0.75d 0.41b 1.2l Stil, 3-9
Tube, Axle, 2-67
Tube, Fill, 2-15, 2-19
Tube, Fuelline, 2-17
Tube, 2-19, 2-63

V

V-Belt, 3V0250, 2-33
V-Belt, 3V0490 Cogged, 2-33
Valve Guide (Gas), 5-3
Valve Guide (Lpg), 5-5
Valve Spring, 5-9
Valve, Check, 2-21
Valve, Hyd Cntrl Man (See Breakdowns), 2-35
Valve, Hyd Cntrl Man, 4-3
Valve, Press Relief, Lpg Rego, 2-23
Video, Operation 6100 G/Lp, 3-20

W

Washer Kit, 5-25
Washer, .516B .90D .07Cr, 2-63
Washer, 0.40b 1.12d .12, Stil, Pl, 3-9
Washer, 0.52b 0.90d .07, Stil, Pl, 2-3, 2-4
Washer, Belleville .31 Pltd, 2-39

Washer, Belleville, .25, 2-31, 2-63
Washer, Belleville, .31, 3-9
Washer, Belleville, .38, 2-11
Washer, Belleville, 2-53
Washer, Flat, .25 Hard, 2-9, 2-15, 2-19, 2-21, 2-35, 2-49, 2-55, 2-63, 2-65, 2-67, 2-69
Washer, Flat, .25 Sae, 2-7, 2-13, 2-25, 2-39, 2-47
Washer, Flat, .25 Ss, 2-15, 2-19, 2-61, 3-7
Washer, Flat, .31 Fender, 2-4, 2-49
Washer, Flat, .31 Hard, 2-7, 2-9, 2-13, 2-15, 2-19, 2-21, 2-27, 2-31, 2-49, 2-51, 2-53, 2-55, 2-57, 2-59, 2-63, 2-67, 3-15, 3-19
Washer, Flat, .31 Sae, 2-11, 2-17, 2-23, 2-25, 2-33, 2-39, 2-57, 3-11, 3-13
Washer, Flat, .38 Hard, 2-15, 2-19, 2-27, 2-47, 3-3
Washer, Flat, .38 Sae, 2-39, 2-43
Washer, Flat, .50 Hard, 2-11, 2-59, 3-5
Washer, Flat, .50 Sae, 2-35, 2-39, 2-43, 2-45, 2-47, 2-55, 3-14
Washer, Flat, .62 Sae, 2-33
Washer, Flat, #08, 2-69
Washer, Flat, #10, 2-13, 2-47, 3-13
Washer, Flat, 10, 3-11
Washer, Flat, M16, 17 X30X3Ss, 3-7
Washer, Flat, M16, 17 X30X3Ss, 2-61
Washer, Flat, 2-65
Washer, Lock, Int, .25, 2-15, 2-19
Washer, Lock, Int, #04, 2-13, 2-59
Washer, Lock, Int, #10, 3-13
Washer, Lock, Int-Ext, .25, 2-19
Washer, Lock, Int-Ext, .38, 2-19
Washer, Lock, 2-19, 2-65
Washer, Rubber, 2-15, 2-19
Washer, Thrust, 2-37
Washer, 2-37, 2-45, 2-51, 2-55, 2-69, 3-3, 3-15, 3-16, 4-3, 5-7, 5-9, 5-27
Wheel Assy, Rear, Solid Non Mk, 3-18
Wheel Assy, Rear, Solid, 2-45
Wheel, Bumper 3.0 Od, 2-7
Wheel, Bumper, 4 In Dia, 2-7
Wheel, Hopper, 2-67
Wheel, Steering, 2-11
Wire 1 Cp, 5-25
Wire 7 Cp (Lpg), 5-21
Wire Assy, Elect,Batt.Neg., 2-27
Wire Casing, 5-25
Woodruff Key, 5-7
Worklight Kit, 12V, 6100, 3-17

Y

York Assy, 5-25



TENNANT COMPANY
 Technical Publications #15
 701 North Lilac Drive
 P.O. Box 1452
 Minneapolis, MN 55440-9947

POSTAGE WILL BE PAID BY ADDRESSEE

BUSINESS REPLY MAIL
 FIRST CLASS MAIL PERMIT NO. 94 MINNEAPOLIS, MN



NO POSTAGE
 NECESSARY
 IF MAILED
 IN THE
 UNITED STATES



Factory Cleaning Equipment, Inc.
 800.793.3790
 www.thesweeper.com

Tape here

Fold along dotted lines




TENNANT COMPANY
 Technical Publications #15
 701 North Lilac Drive
 P.O. Box 1452
 Minneapolis, MN 55440-9947

POSTAGE WILL BE PAID BY ADDRESSEE

BUSINESS REPLY MAIL
 FIRST CLASS MAIL PERMIT NO. 94 MINNEAPOLIS, MN



NO POSTAGE
 NECESSARY
 IF MAILED
 IN THE
 UNITED STATES



Factory Cleaning Equipment, Inc.
 800.793.3790
 www.thesweeper.com

Tape here

Fold along dotted lines